



**BROWNS**

**imperial lockers**

STORAGE DESIGN LIMITED

Tel: 01446 772614

Fax: 01446 774770

info@storage-design.co.uk

www.storage-design.co.uk



# Standard LOCKERS




## Ventilation

Vents in the front of the locker frame improve air circulation whilst retaining an unpierced door surface.



## Locking systems

Wide range of optional fittings to choose from. Key operated dead locks with cardholder are fitted as standard, supplied with 2 keys. Refer to the flap on the rear cover for range.



## Strong hinges

Semi concealed knuckle hinges are fitted to all our lockers. These are welded to the door frame for strength but rivetted to the door to allow replacement.



## Door Frame

Door frame is of welded construction with folded edge for safety and strength. Door channels to both sides for maximum security.



## Reinforced Doors

For security and strength doors are reinforced with a central vertical section welded to the door (1, 2 and 3 compartment lockers).



## Paint Finish

All surfaces are epoxy powder coated for longer lasting protection. This hard wearing glossy finish enhances the appearance of the lockers.

Standard lockers are available with **BIOCOTE ANTI-MICROBIAL** protection. Ask your distributor for further information.

## Perforated Lockers



The standard locker range including Cube lockers are available with PERFORATED DOORS. This improves the ventilation and makes the contents of the lockers visible from the outside - a useful security feature and an aid to good hygienic practice.

Any workplace - even those with only small number of staff - can be enhanced by the addition of a well-organised and equipped locker room or staff changing area.

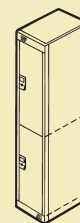
With a dedicated changing area in place, providing staff with secure storage space for their workwear, personal clothing and possessions well away from the actual workplace, clean and tidy work areas are maintained and good 'housekeeping' practices can be achieved. Personal lockers allow an individual's workwear to be kept in good condition and easily accessible, compartments within the locker being used to separate clean/dirty items, footwear and headgear.

The STANDARD RANGE of lockers was created to fulfil these storage requirements. Still retaining the basic need for secure storage, these lockers also benefit from careful styling features, harmonised colourways and a quality of finish which is hard to beat.

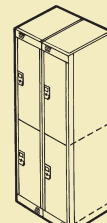
A range of accessories, colours and locks further enhance the STANDARD LOCKER range offering the chance to customise the locker to meet your exact requirements.

## Nesting

Lockers are available in Single or Double nests. This makes installation easier and quicker in larger applications. Lockers are pre-drilled for further nesting once in location



**N1**  
initial unit



**N2**  
nest of 2

**Design Note:** When calculating how many lockers will fit a given area, allow an additional 3mm space over the nominal width of each locker nest when units are butted together.

## Example:

12 single locker units, each 305mm wide:  
305mm x 12 = 3660mm  
11 x 3mm spacing = 33mm  
Length of locker run = 3693mm



## Single Tier:

**Height: 1778**

Width	Depth
305	305
305	381
305	457
381	381
457	457

**Compartment height:**

Hat shelf: 315mm

Hanging: 1385mm

**Clear opening width:**

= Width minus 85mm

**Fittings:** 305/381mm

wide units fitted with double coat hook, rail fitted as standard in 457mm deep units

## Two Tier:

**Height: 1778**

Width	Depth
305	305
305	381
305	457
381	381
450	457

**Compartment height:**

855mm


**Clear opening width:**

= Width minus 85mm

**Fittings:** Double coat

hook in each compartment

## Three Tier:

**Height: 1778**

Width	Depth
305	305
305	381
305	457
381	381

**Compartment height:**

559mm

**Clear opening width:**

= Width minus 85mm

## Four Tier:

**Height: 1778**

Width	Depth
305	305
305	381
305	457
381	381
450	457

**Compartment height:**

289mm

**Clear opening width:**

= Width minus 85mm

## Five Tier:

**Height: 1778**

Width	Depth
305	305
305	381
305	457

**Compartment height:**

334mm

**Clear opening width:**

= Width minus 85mm

## Six Tier:

**Height: 1778**

Width	Depth
305	305
305	381
305	457

**Compartment height:**

280mm

**Clear opening width:**

= Width minus 85mm

**Door Colours  
with Light Grey  
body - RAL 7035**

**Burgundy Red**  
- RAL 3003

**Ultramarine Blue**  
- RAL 5002

**Emerald Green**  
- RAL 6001

**Traffic Red**  
- RAL 3020

**Signal Yellow**  
- RAL 1003

**Light Grey**  
- RAL 7035

**Dark Grey**  
- BS.00A11

**Door Colours  
with Dark Grey  
body - RAL 7016**

**Light Grey - RAL 7035**

**Dark Grey - BS.00A11**

**Door Colour with  
Brown body**  
- BS.08B29 available on request

**Beige - BS.08B21**

All sizes shown are nominal in millimetres.

# Cube LOCKERS



CUBE LOCKERS are an ideal way of offering individual personal security in the workplace. They can be nested into any configuration by bolting together on the top, bottom or side. Cubes are ventilated at the rear.

Height	Width	Depth
S 305	305	305
S 381	381	381
S 457	457	457

Clear opening width:  
= Width minus 85mm

# Top Coater PACKS

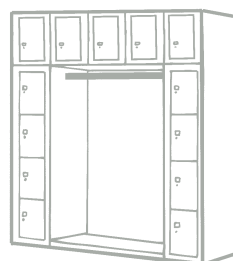


Three shelf coater packs offers the benefit of a hat shelf as well as hanging rail and base plinth.

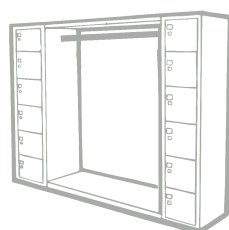
TOP COATER PACKS are designed to fit between two lockers and provide additional clothes hanging space.

Packs can be combined with any style of locker, are 915mm wide and available to suit locker depths 305, 381 and 457mm.

Optional extras include captive coat hangers or hooks.



A variation of the two coater pack is the B13 locker unit. Thirteen individual secure lockers with a shared open hanging rail. Each locker is 415h x 305w x 457d. Overall height of unit 2248h x 1524w x 457d.



Basic two shelf coater packs with hanging rail and base plinth.



A range of HIGH QUALITY LOCKERS supplied flat-packed, individually boxed and easy to assemble - WITHOUT the use of rivets, screws or tools - from pack to assembled locker in 5 MINUTES!

UNLIMITED extension by adding additional units of the same door configuration.

FINISH: epoxy polyester powder-coated mild steel.

FEATURES: concealed hinges; full-height door stiffeners for extra strength; neat plastic number/name plate; high quality door locks supplied with 2 keys; hasp and staple fitting for padlock available as an alternative; ventilation louvres in back panel.



# Kit LOCKERS

## Single Tier:



<b>Height:</b> 1800	
Width	Depth
305	500
450	500

**Compartment height:**  
Hat shelf: 310mm  
Hanging: 1415mm

**Clear opening width:**  
= Width minus 85mm

**Fittings:** Hat shelf with coat rail.

## Two Tier:



<b>Height:</b> 1800	
Width	Depth
305	500

**Compartment height:** 855mm  
**Clear opening width:** 220mm

**Fittings:** Coat rail in both compartments.

## Four Tier:



<b>Height:</b> 1800	
Width	Depth
305	500
450	500

**Compartment height:** 415mm  
**Clear opening width:**  
= Width minus 85mm

## Six Tier:



<b>Height:</b> 1800	
Width	Depth
305	500

**Compartment height:** 280mm  
**Clear opening width:** 220mm

## Two Person



<b>Height:</b> 1800	
Width	Depth
450	500

**Compartment height:**  
Top: 225mm  
Hanging: 1265mm

**Clear opening width:**  
Top: 365mm  
Hanging: 163mm

**Fittings:** Coat rail in hanging compartment.

## Nurses/equipment



<b>Height:</b> 1800	
Width	Depth
450	500

**Compartment height:**  
Hat shelf: 315mm  
Hanging/shelves: 1410mm

**Clear opening width:**  
Top: 365mm  
Hanging/shelves: 179mm

**Fittings:** Hat shelf with vertical central divider. 3 half width shelves one side and coat rail on other.

## Twin



<b>Height:</b> 1800	
Width	Depth
450	500

**Compartment height:**  
Hat shelf: 315mm  
Hanging: 1410mm

**Clear opening width:** 163mm

**Fittings:** Hat shelf with coat rail.

## Clean & Dirty



<b>Height:</b> 1800	
Width	Depth
450	500

**Compartment height:**  
Hat shelf: 315mm  
Hanging: 1410mm

**Clear opening width:**  
Top: 365mm  
Hanging: 179mm


**Fittings:** Hat shelf with vertical central divider. Double coat rail in each compartment.



All sizes shown are nominal in millimetres.



## Personal Workwear



Top door allows restocking of clean workwear.

Height: 1778

Width	Depth
381	457

**Top compartment clear dimensions:**  
266mm high x 295mm wide

**Bottom compartment clear hanging height :**  
1384mm (max)

**Clear width :** 135mm

**Fittings:** Hat shelf with vertical central divider, One half width shelf on one side and hanging facility on either side of divider.

## Combi Dispenser/Collector



5 Door

Height: 1778

Width	Depth
381	457

**Clear compartment dimensions:**

147mm high x 245mm wide

**Fittings:** Hooks for garment sack (sack not included).

10 Door

Height: 1778

Width	Depth
381	457

**Clear compartment dimensions:**

66mm high x 245mm wide

**Fittings:** Hooks for garment sack (sack not included).

# Garment DISPENSERS



Although these lockers were originally designed for issuing workwear, they are equally suitable for the controlled issue of safety equipment, consumables or specific materials required for a working day or shift.

**Garment Issue Lockers** are available in 5, 10 and 15 door versions, with users having key access to their individual secure compartment to collect clean clothing. One main door gives access to all compartments for re-stocking .

In workwear applications, used garments are deposited in an adjacent COLLECTOR LOCKER for laundering or disposal. A galvanised steel anti-theft shelf is fitted below the 'post' opening. Hygiene is guaranteed as clean and dirty items are always separated.

The PERSONAL WORKWEAR LOCKER combines personal storage space with an upper compartment which can be re-stocked. The upper door locks into the main lower door, each door having a separate key. The laundry operative has access to the upper compartment for re-stocking, but cannot open the lower compartment. Both doors open when the lower door is opened, allowing the user to access both compartments.

Where space is at a premium or the number of users small, the COMBI DISPENSER/ COLLECTOR is the answer.

Garment  
Dispensers  
are available with  
**BIOCOTE ANTI-MICROBIAL**  
protection.  
Ask your distributor  
for further  
information.

5 Door Dispenser

Height: 1778	
Width	Depth
381	457

**Clear compartment dimensions:**  
311mm high x 245mm wide

10 Door Dispenser

Height: 1778	
Width	Depth
381	457

**Clear compartment dimensions:**  
147mm high x 245mm wide

15 Door Dispenser

Height: 1778	
Width	Depth
381	457

**Clear compartment dimensions:**  
93mm high x 245mm wide

Garment Collector

Height: 1778	
Width	Depth
381	457

**Fittings:** Hooks for garment sack (sack not included).

# Accessories

## Sloping Tops (Factory Fitted)

SLOPING TOPS prevent litter being left on top of lockers and make cleaning easier. Appropriate to most changing areas, sloping tops are an essential feature in hospitals and the food industry where hygiene is a priority.

Sloping tops can be fitted to any of the locker ranges except for HEAVY DUTY and MESH.

## Numbering Systems

IVORENE NUMBER PLATES and KEY RINGS are available for identification and to make key control easier. Available in a wide range of colours.



## Locker Stands

A further aid to keep locker rooms clean. The stands raise the lockers 100mm off the floor, making cleaning easier. Stand seats in various heights are also available which incorporate slatted hardwood seats. Frames can be zinc coated for use in wet areas.



## LOCK OPTIONS

All lockers are supplied with 2 keys per compartment. Locks have over 2000 differs and can be supplied with a master key.



**Standard Deadlock**  
with 2 keys and neat plastic cardholder.  
66/68 series - 2000 differs.  
Master key available.



**Butterfly lock**  
Butterfly hasp and staple fitting for use with padlock (padlock not supplied).



**Coin/token retain lock**  
with collection box.



**Coin/token return lock**  
with return tray.



**European coin/return lock**



**3 Point Locking System**  
secures doors at the top, bottom and middle.  
Available on single and two tier lockers only.  
Factory fitted.



**Combination lock**  
with master key override.

## Lock for Garment Dispenser/Collector



**Standard Deadlock**  
with 2 keys. 95/97 series - 2000 differs.  
Master door 95662 series.  
Master key available.

# Personal Item LOCKERS

For the secure storage of small items, such as mobile phones and purses, these lockers can be supplied in singles or nests of two, and are available in 4 or 8 doors.

Locks are standard deadlocks or hasp and staple for use with own padlock.

Doors are solid steel or can be perforated to allow inspection of contents.

The locker units can be hung on walls or bolted one on top of the other and side by side to form banks of lockers.

Sloping tops can be specified when ordering.

Height: 915		
Type	Width	Depth
single	250	155
nest of 2	475	155



## Punched Door LOCKERS

Security lockers with large door perforations.

These doors are designed to allow visual access to the locker whilst providing secure storage.

Punched Door lockers are also ideal for where increased ventilation is required.

Height: 1778		
Type	Width	Depth
2 door	305	457
4 door	305	457
4 door	381	457



Available from your local distributor:

**STORAGE DESIGN LIMITED**

**Tel: 01446 772614**

**Fax: 01446 774770**

**info@storage-design.co.uk**

**www.storage-design.co.uk**