



locker digest

www.locker-catalogue.co.uk



MEETS
BS 4680:1996

We reserve the right to alter specifications without prior consent.

STORAGE DESIGN LIMITED

Tel: 01446 772614

www.locker-catalogue.co.uk



INDEX



Probe products have been manufactured,
to the highest standards, in the **UK** since 1960

We have been engineering and manufacturing Probe storage solutions for over 40 years. We pride ourselves on our intuitive and modern approach to design and benefit from a huge range of products.

All Probe products are marketed through a professional network of local dealers across the UK and Ireland. They are on hand to give professional advice and support to help you choose the products best suited to your applications.

| INDEX | |
|------------------------------------|-----|
| Index | p02 |
| Standard duty locker features | p03 |
| Standard duty locker specification | p04 |
| Quality tested standards | p05 |
| Single tier/door locker | p06 |
| Two tier/door locker | p07 |
| Three tier/door locker | p08 |
| Four tier/door locker | p09 |
| Five tier/door locker | p10 |
| Six tier/door locker | p11 |
| Eight tier/door locker | p12 |
| Sixteen tier/door locker | p13 |
| Clean and dirty locker | p14 |
| Uniform locker | p15 |
| Two person locker | p16 |
| Twin locker | p17 |
| Police locker | p18 |
| Locks, features and options | p19 |
| Availability | p20 |

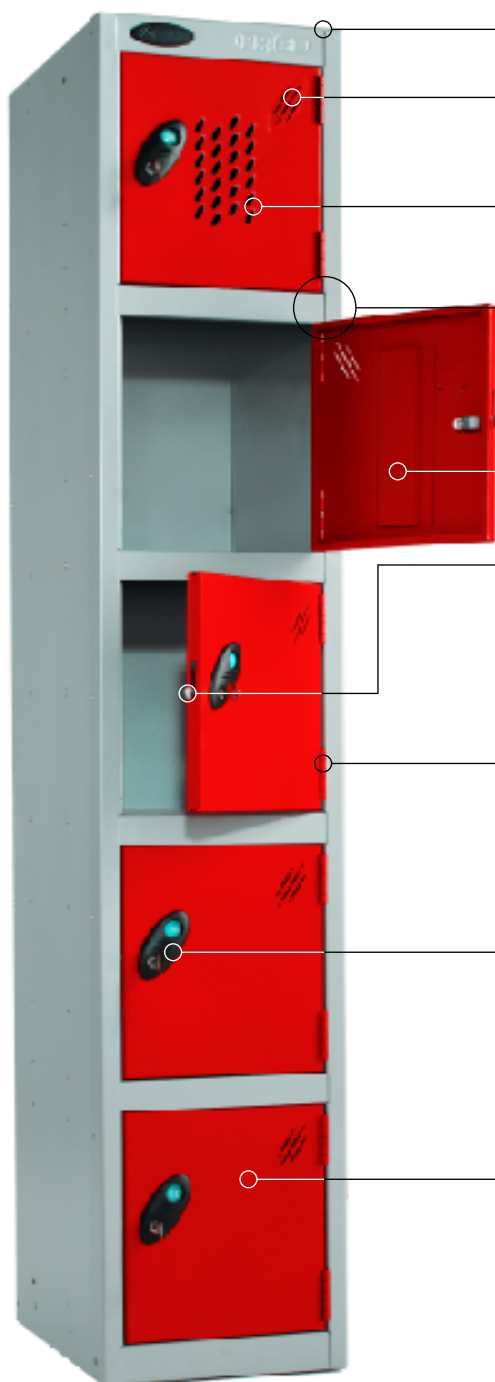


QUALITY ASSURANCE Probe Lockers are designed and manufactured in the UK, conforming to **BS 4680:1996** 'Standard Duty' (excluding size specification), **ISO 9001:2000** and **Environmental Management System ISO 14001:2004**



MEETS BS 4680:1996
excluding size specification

lockers



HIGH GRADE STEEL .9MM

AIR VENT SYSTEM ON EACH DOOR*

ADDITIONAL DOOR PERFORATIONS

WELDED COMPARTMENT DIVIDER FOR HIGH SECURITY

WELDED INTERNAL DOOR STRENGTHENER*

THROUGH FRAME LOCKING

For added security, the cam locates through aperture in frame preventing door being easily forced open.

5 KNUCKLE HINGES

5 Knuckle Butt Hinge Grade: CS4 EN 1935:2002 Grade 12

Hinge Weight Loading **11.5kg**

10 MICRO SPRUNG DISC LOCK



The miracles of science™

*Door strengthener not needed on some products.
Air vent system not available on some products due to small door size.



HIGH GRADE STEEL

| | |
|--------------|-------|
| Front frame: | 0.9mm |
| Doors: | 0.9mm |
| Body sides: | 0.7mm |
| Body back: | 0.7mm |
| Body base: | 0.7mm |
| Body top: | 0.7mm |

Lockers are manufactured from High Grade Cold reduced sheet to BS 1449 SECTION 1.3: 1991. Tensile strength of 280N/mm². Yield strength of 140N/mm². L



locker digest

www.locker-catalogue.co.uk



STANDARD DUTY LOCKER SPECIFICATION

MATERIALS

| SECTIONS | STEEL | CONSTRUCTION |
|-------------|---|---|
| SIDES | 0.7 mm cold rolled mild steel, specialist powder coated (see below) | Riveted |
| TOPS | 0.7 mm cold rolled mild steel, specialist powder coated (see below) | Riveted |
| BASE | 0.7 mm cold rolled mild steel, specialist powder coated (see below) | Riveted |
| BACKS | 0.7 mm cold rolled mild steel, specialist powder coated (see below) | Riveted |
| SHELVES | 0.7 mm cold rolled mild steel, specialist powder coated (see below) | Riveted |
| FRONT FRAME | 0.9 mm cold rolled mild steel, specialist powder coated (see below) | Formed, welded then riveted to body |
| DOORS | 0.9 mm cold rolled mild steel, specialist powder coated (see below) | All-round strengthened edge to form open box section with reinforcement |

COATING

ALL STEEL SECTIONS ARE COATED WITH ACTIVECOAT ANTI-BACTERIAL POWDER COATING

ACTIVECOAT is a new, hard wearing, patent-protected powder coating containing elemental Silver ionically bonded into a bio-compatible ceramic material known as a Zeolite. This impedes the growth and migration of potentially harmful bacteria, mold, fungi, algae and more reducing the risk of cross-contamination from surface to surface. Especially suitable where stringent hygiene standards are required, such as health care, educational, catering and retail changing rooms.

- ✓ **99.9% REDUCTION OF E-COLI & MRSA SUPER BUG**
- ✓ **INDEPENDENTLY TESTED**
- ✓ **100% SAFE TO HUMANS**
- ✓ **EFFECTIVE FOR THE LIFE OF THE COATING**
- ✓ **ACTIVECOAT IS AVAILABLE IN ALL PROBE COLOURS**

MICROBIOLOGICAL TESTING

ACTIVECOAT has been tested by an Internationally recognised microbiological testing laboratory for antibacterial performance, against the most widely encountered and problematic organisms including the **MRSA Super bug** and **E-coli**. These micro-organisms suffered a **99.9%** reduction in population.

ACTIVECOAT is effective against harmful bacteria including:

- ✗ **ASPERGILLUS NIGER**
- ✗ **STAPHYLOCOCCUS AUREUS (MRSA Super Bug)**
- ✗ **PSEUDOMONAS AERUGINOSA**
- ✗ **STREPTOCOCCUS**
- ✗ **ESCHERICHIA COLI (E-coli)**

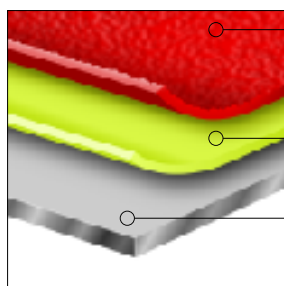


THE EFFECTIVE LIFE OF ACTIVECOAT

Unlike anti-bacterial sprays and chemical disinfectant which rely on repeated use **ACTIVECOAT** contains anti-bacterial agents uniformly distributed throughout the coating therefore antimicrobial efficacy will continue for the life of the coating.

PROBE PRODUCTS

All Probe products come as standard with **ACTIVECOAT** anti-bacterial powder coating. In addition, all plastic components used in the manufacture of Probe products incorporate a silver based anti-bacterial agent.

**ACTIVECOAT®**

The hard wearing anti-bacterial powder coating for the most stringent hygienic environment.

IRON PHOSPHATE KEY COAT

This anti-rust, key coat bonds to the steel in readiness for the final active coating.

PREPARED STEEL SURFACE

Chemical cleaning ensures an ideal surface for further coatings.

PROBE ACTIVECOAT DEVELOPED IN CONJUNCTION WITH DUPONT



The miracles of science™



QUALITY ASSURANCE Probe Lockers are designed and manufactured in the UK, conforming to **BS 4680:1996** 'Standard Duty' (excluding size specification), **ISO 9001:2000** and **Environmental Management System ISO 14001:2004**

QUALITY TESTED STANDARDS



BS 4680 1996

QUALITY ASSURANCE Probe Lockers are designed and manufactured in the UK, conforming to **BS 4680:1996** 'Standard Duty' (excluding size specification), **ISO 9001:2000** and **Environmental Management System ISO 14001:2004**

The information below sets out the specification and conformity of Probe lockers to BS 4680: 1996

| SPECIFICATION | | CONFORMITY |
|--------------------------|---|---|
| Material | Lockers shall be constructed of sheet steel. Thickness to be not less than 0.5mm to ensure adequate strength to the door, body, frame and shelf. | Within specification |
| Locking | Doors shall be provided with a means of fastening. Note 1: For security purposes a lock may be required. For additional security a three-point locking mechanism should be used. Note 2: Coin or Token operated and combination locks are available. | Available and within specification |
| Finish | The manufacturer shall state the finish applied. All finishes shall cover evenly all exposed surfaces, including cropped edges. Before any paint finish is applied all surfaces shall be free from grease, rust or other surface imperfections. | Within specification |
| Construction | All accessible sharp edges or projections likely to cause injury shall be removed. The gap between the door and the frame at the top and sides of all lockers shall be 2 +/- 1mm. The closing edge of the door shall abut against a positive stop. Provision shall be made for fixing nests of lockers side to side or back to back, as required. | Within specification |
| Fittings | A garment hanging facility in a locker shall be a single or double hook or a hanger rail underside the shelf. | Available and within specification |
| Top | Units shall be supplied with a flat, or a sloping top (fitted in a tangential slope at least 1 in 3 downward from back to front). | Available and within specification |
| Ventilation | Louvres or ventilation slots shall be provided in the door or carcass to allow air to enter the locker. | Available as standard, with the additional option of ventilated doors |
| Performance Requirements | General: the locker has adequate strength and durability; the locker is able to withstand impact forces; the locker performs satisfactorily under continuous use. | |
| | Strength of shelves: when tested, deflection to be no greater than span/100. | Tested, within specification |
| | Impact test on doors: when tested, the local distortion from the impact, together with the overall distortion of the door, shall not result in the skin of the door deviating from its original position be more than 15mm. | Tested, within specification |
| | Paint flexibility and adhesion: when tested, the paint shall show no signs of cracking or loss of adhesion. | Tested, within specification |
| | Strength of pivoted doors: subject to testing. | Tested, within specification |
| | Wear on pivoted doors: subject to testing. | Tested, within specification |
| | Slam open/shut of pivoted doors: subject to testing. | Tested, within specification |
| | Strength of carcass and under frame: subject to testing. | Tested, within specification |


PROBE LOCKER DIGEST

2009-1

SINGLE TIER LOCKER: STANDARD DUTY



1t



TOP SHELF
240mm

NOMINAL CLEAR ENTRY
1410mm
see table, right, for widths

**PICTURED**

Door style: Plain vented
Lock type: Probe standard cam lock
Colour: Silver door / Black body

QUALITY ASSURANCE



Probe Lockers are designed and manufactured in the UK, conforming to **BS 4680:1996** 'Standard Duty' (excluding size specification), **ISO 9001:2000** and **Environmental Management System ISO 14001:2004**

DOOR STYLE OPTIONS

| DOOR WIDTHS | 241 | 316 | 396 |
|-----------------------|-----|-----|-----|
| PLAIN VENTED | ✓ | ✓ | ✓ |
| PERFORATED | ✓ | ✓ | ✓ |
| TRESPA SOLID LAMINATE | ✓ | | |
| LAMINATE FACED | ✓ | ✓ | ✓ |
| CLEAR* | ✓ | | |

*Cam Lock and Hasp and Staple locks only

MATERIAL

| | |
|-------------|--------|
| SIDES | 0.7 mm |
| BACKS | 0.7 mm |
| TOPS | 0.7 mm |
| BASE | 0.7 mm |
| FRONT FRAME | 0.9 mm |
| DOORS | 0.9 mm |

MAIN PROBE LOCKER FEATURES

| | |
|-------------------------------------|---|
| WELDED FRONT FRAME | ✓ |
| WELDED PLINTHS BETWEEN COMPARTMENTS | ✓ |
| THROUGH FRAME LOCKING SYSTEM | ✓ |
| FIVE KNUCKLE HINGES | ✓ |

LOCKING OPTIONS

| | |
|-----------------------------------|---|
| CAM LOCK | ✓ |
| HASP AND STAPLE LOCK | ✓ |
| RADIAL PIN LOCK | ✓ |
| COMBINATION LOCK | ✓ |
| COIN / TOKEN RETAIN | ✓ |
| COIN / TOKEN RETURN | ✓ |
| THREE POINT LOCKING | ✓ |
| ELECTRONIC LOCK* | ✓ |
| RE-PROGRAMMABLE COMBINATION LOCK* | ✓ |

*Not available on locker size 1780 x 380 x 380

LOCKER WEIGHTS - single and nested

| H | W | D | SINGLE WT KG | NEST 2 WT KG | NEST 3 WT KG |
|------|-----|-----|-----------------|-----------------|-----------------|
| 1780 | 305 | 305 | 21 | 39 | 57 |
| 1780 | 305 | 380 | 23 | 42 | 61 |
| 1780 | 305 | 460 | 25 | 45 | 65 |
| 1780 | 380 | 380 | 25 | 46 | 67 |
| 1780 | 460 | 460 | 30 | 55 | N/A |

AVAILABLE COLOURS

| | DOORS | BODY |
|-------------|-------|------|
| RED | ✓ | |
| BLUE | ✓ | |
| YELLOW | ✓ | |
| GREEN | ✓ | |
| SMOKE WHITE | ✓ | ✓ |
| SILVER | ✓ | ✓ |
| BLACK | | ✓ |

NOMINAL CLEAR ENTRY WIDTHS

Clear entry width = locker width minus 64mm.

LOCKER WIDTH
305mm
CLEAR ENTRY
241mm

LOCKER WIDTH
380mm
CLEAR ENTRY
316mm

LOCKER WIDTH
460mm
CLEAR ENTRY
396mm




PROBE LOCKER DIGEST

2009-1

TWO TIER LOCKER: STANDARD DUTY



2t



NOMINAL CLEAR ENTRY
812mm
see table, right, for widths

PICTURED
Door style: Plain vented
Lock type: Probe standard cam lock
Colour: Silver door / Black body



QUALITY ASSURANCE



Probe Lockers are designed and manufactured in the UK, conforming to **BS 4680:1996** 'Standard Duty' (excluding size specification), **ISO 9001:2000** and **Environmental Management System ISO 14001:2004**

DOOR STYLE OPTIONS

| DOOR WIDTHS | 241 | 316 | 396 |
|-----------------------|-----|-----|-----|
| PLAIN VENTED | ✓ | ✓ | ✓ |
| PERFORATED | ✓ | ✓ | ✓ |
| TRESPA SOLID LAMINATE | ✓ | | |
| LAMINATE FACED | ✓ | ✓ | ✓ |
| CLEAR* | ✓ | | |

*Cam Lock and Hasp and Staple locks only

MATERIAL

| | |
|-------------|--------|
| SIDES | 0.7 mm |
| BACKS | 0.7 mm |
| TOPS | 0.7 mm |
| BASE | 0.7 mm |
| FRONT FRAME | 0.9 mm |
| DOORS | 0.9 mm |

MAIN PROBE LOCKER FEATURES

| | |
|-------------------------------------|---|
| WELDED FRONT FRAME | ✓ |
| WELDED PLINTHS BETWEEN COMPARTMENTS | ✓ |
| THROUGH FRAME LOCKING SYSTEM | ✓ |
| FIVE KNUCKLE HINGES | ✓ |

LOCKING OPTIONS

| | |
|-----------------------------------|---|
| CAM LOCK | ✓ |
| HASP AND STAPLE LOCK | ✓ |
| RADIAL PIN LOCK | ✓ |
| COMBINATION LOCK | ✓ |
| COIN / TOKEN RETAIN | ✓ |
| COIN / TOKEN RETURN | ✓ |
| THREE POINT LOCKING | ✓ |
| ELECTRONIC LOCK* | ✓ |
| RE-PROGRAMMABLE COMBINATION LOCK* | ✓ |

*Not available on locker size 1780 x 380 x 380

LOCKER WEIGHTS - single and nested

| H | W | D | SINGLE WT KG | NEST 2 WT KG | NEST 3 WT KG |
|------|-----|-----|--------------|--------------|--------------|
| 1780 | 305 | 305 | 21 | 40 | 59 |
| 1780 | 305 | 380 | 24 | 43 | 62 |
| 1780 | 305 | 460 | 26 | 46 | 66 |
| 1780 | 380 | 380 | 25 | 46 | 67 |
| 1780 | 460 | 460 | 31 | 56 | N/A |

AVAILABLE COLOURS

| | DOORS | BODY |
|-------------|-------|------|
| RED | ✓ | |
| BLUE | ✓ | |
| YELLOW | ✓ | |
| GREEN | ✓ | |
| SMOKE WHITE | ✓ | ✓ |
| SILVER | ✓ | ✓ |
| BLACK | | ✓ |

NOMINAL CLEAR ENTRY WIDTHS

Clear entry width = locker width minus 64mm.

LOCKER WIDTH
305mm
CLEAR ENTRY
241mm

LOCKER WIDTH
380mm
CLEAR ENTRY
316mm

LOCKER WIDTH
460mm
CLEAR ENTRY
396mm




PROBE LOCKER DIGEST

2009-1

THREE TIER LOCKER: STANDARD DUTY



3t

**NOMINAL CLEAR ENTRY**530mm
see table, right, for widths**PICTURED**Door style: Plain vented
Lock type: Probe standard cam lock
Colour: Silver door / Black body**QUALITY ASSURANCE**

Probe Lockers are designed and manufactured in the UK, conforming to **BS 4680:1996** 'Standard Duty' (excluding size specification), **ISO 9001:2000** and **Environmental Management System ISO 14001:2004**

DOOR STYLE OPTIONS

| DOOR WIDTHS | 241 | 316 | 396 |
|-----------------------|-----|-----|-----|
| PLAIN VENTED | ✓ | ✓ | ✓ |
| PERFORATED | ✓ | ✓ | ✓ |
| TRESPA SOLID LAMINATE | ✓ | | |
| LAMINATE FACED | ✓ | ✓ | ✓ |
| CLEAR* | ✓ | | |

*Cam Lock and Hasp and Staple locks only

MATERIAL

| | |
|-------------|--------|
| SIDES | 0.7 mm |
| BACKS | 0.7 mm |
| TOPS | 0.7 mm |
| BASE | 0.7 mm |
| FRONT FRAME | 0.9 mm |
| DOORS | 0.9 mm |

MAIN PROBE LOCKER FEATURES

| | |
|-------------------------------------|---|
| WELDED FRONT FRAME | ✓ |
| WELDED PLINTHS BETWEEN COMPARTMENTS | ✓ |
| THROUGH FRAME LOCKING SYSTEM | ✓ |
| FIVE KNUCKLE HINGES | ✓ |

LOCKING OPTIONS

| | |
|----------------------------------|---|
| CAM LOCK | ✓ |
| HASP AND STAPLE LOCK | ✓ |
| RADIAL PIN LOCK | ✓ |
| COMBINATION LOCK | ✓ |
| COIN / TOKEN RETAIN | ✓ |
| COIN / TOKEN RETURN | ✓ |
| THREE POINT LOCKING | |
| ELECTRONIC LOCK | ✓ |
| RE-PROGRAMMABLE COMBINATION LOCK | ✓ |

LOCKER WEIGHTS - single and nested

| H | W | D | SINGLE WT KG | NEST 2 WT KG | NEST 3 WT KG |
|------|-----|-----|-----------------|-----------------|-----------------|
| 1780 | 305 | 305 | 25 | 47 | 69 |
| 1780 | 305 | 380 | 27 | 50 | 73 |
| 1780 | 305 | 460 | 29 | 53 | 77 |
| 1780 | 460 | 460 | 33 | 59 | N/A |

AVAILABLE COLOURS

| | DOORS | BODY |
|-------------|-------|------|
| RED | ✓ | |
| BLUE | ✓ | |
| YELLOW | ✓ | |
| GREEN | ✓ | |
| SMOKE WHITE | ✓ | ✓ |
| SILVER | ✓ | ✓ |
| BLACK | | ✓ |

NOMINAL CLEAR ENTRY WIDTHS

Clear entry width = locker width minus 64mm.

LOCKER WIDTH
305mmCLEAR ENTRY
241mmLOCKER WIDTH
380mmCLEAR ENTRY
316mmLOCKER WIDTH
460mmCLEAR ENTRY
396mm

PROBE LOCKER DIGEST

2009-1

FOUR TIER LOCKER: STANDARD DUTY

MEETS
BS 4680:1996

4t

**NOMINAL CLEAR ENTRY**
380mm
see table, right, for widths**PICTURED**Door style: Plain vented
Lock type: Probe standard cam lock
Colour: Silver door / Black body

QUALITY ASSURANCE

MEETS
BS 4680:1996Probe Lockers are designed and manufactured in the UK, conforming to **BS 4680:1996**
'Standard Duty' (excluding size specification), **ISO 9001:2000** and **Environmental Management System ISO 14001:2004****DOOR STYLE OPTIONS**

| DOOR WIDTHS | 241 | 316 | 396 |
|-----------------------|-----|-----|-----|
| PLAIN VENTED | ✓ | ✓ | ✓ |
| PERFORATED | ✓ | ✓ | ✓ |
| TRESPA SOLID LAMINATE | ✓ | | |
| LAMINATE FACED | ✓ | ✓ | ✓ |
| CLEAR* | ✓ | | |

*Cam Lock and Hasp and Staple locks only

MATERIAL

| | |
|-------------|--------|
| SIDES | 0.7 mm |
| BACKS | 0.7 mm |
| TOPS | 0.7 mm |
| BASE | 0.7 mm |
| FRONT FRAME | 0.9 mm |
| DOORS | 0.9 mm |

MAIN PROBE LOCKER FEATURES

| | |
|-------------------------------------|---|
| WELDED FRONT FRAME | ✓ |
| WELDED PLINTHS BETWEEN COMPARTMENTS | ✓ |
| THROUGH FRAME LOCKING SYSTEM | ✓ |
| FIVE KNUCKLE HINGES | ✓ |

LOCKING OPTIONS

| | |
|-----------------------------------|---|
| CAM LOCK | ✓ |
| HASP AND STAPLE LOCK | ✓ |
| RADIAL PIN LOCK | ✓ |
| COMBINATION LOCK | ✓ |
| COIN / TOKEN RETAIN | ✓ |
| COIN / TOKEN RETURN | ✓ |
| THREE POINT LOCKING | |
| ELECTRONIC LOCK* | ✓ |
| RE-PROGRAMMABLE COMBINATION LOCK* | ✓ |

*Not available on locker size 1780 x 380 x 380

LOCKER WEIGHTS - single and nested

| H | W | D | SINGLE WT KG | NEST 2 WT KG | NEST 3 WT KG |
|------|-----|-----|-----------------|-----------------|-----------------|
| 1780 | 305 | 305 | 22 | 41 | 60 |
| 1780 | 305 | 380 | 25 | 46 | 67 |
| 1780 | 305 | 460 | 27 | 49 | 71 |
| 1780 | 380 | 380 | 28 | 52 | 76 |
| 1780 | 460 | 460 | 34 | 63 | N/A |

AVAILABLE COLOURS

| | DOORS | BODY |
|-------------|-------|------|
| RED | ✓ | |
| BLUE | ✓ | |
| YELLOW | ✓ | |
| GREEN | ✓ | |
| SMOKE WHITE | ✓ | ✓ |
| SILVER | ✓ | ✓ |
| BLACK | | ✓ |

NOMINAL CLEAR ENTRY WIDTHS

Clear entry width = locker width minus 64mm.

LOCKER WIDTH
305mmCLEAR ENTRY
241mmLOCKER WIDTH
380mmCLEAR ENTRY
316mmLOCKER WIDTH
460mmCLEAR ENTRY
396mm

PROBE LOCKER DIGEST

2009-1

FIVE TIER LOCKER: STANDARD DUTY

MEETS
BS 4680:1996

5t

**NOMINAL CLEAR ENTRY**
300mm
see table, right, for widths**PICTURED**Door style: Plain vented
Lock type: Probe standard cam lock
Colour: Silver door / Black body**DOOR STYLE OPTIONS**

| DOOR WIDTHS | 241 | 316 | 396 |
|-----------------------|-----|-----|-----|
| PLAIN VENTED | ✓ | ✓ | ✓ |
| PERFORATED | ✓ | ✓ | ✓ |
| TRESPA SOLID LAMINATE | | | |
| LAMINATE FACED | ✓ | ✓ | ✓ |
| CLEAR* | ✓ | | |

*Cam Lock and Hasp and Staple locks only

MATERIAL

| | |
|-------------|--------|
| SIDES | 0.7 mm |
| BACKS | 0.7 mm |
| TOPS | 0.7 mm |
| BASE | 0.7 mm |
| FRONT FRAME | 0.9 mm |
| DOORS | 0.9 mm |

MAIN PROBE LOCKER FEATURES

| | |
|-------------------------------------|---|
| WELDED FRONT FRAME | ✓ |
| WELDED PLINTHS BETWEEN COMPARTMENTS | ✓ |
| THROUGH FRAME LOCKING SYSTEM | ✓ |
| FIVE KNUCKLE HINGES | ✓ |

LOCKING OPTIONS

| | |
|----------------------------------|---|
| CAM LOCK | ✓ |
| HASP AND STAPLE LOCK | ✓ |
| RADIAL PIN LOCK | ✓ |
| COMBINATION LOCK | ✓ |
| COIN / TOKEN RETAIN | ✓ |
| COIN / TOKEN RETURN | ✓ |
| THREE POINT LOCKING | |
| ELECTRONIC LOCK | ✓ |
| RE-PROGRAMMABLE COMBINATION LOCK | ✓ |

LOCKER WEIGHTS - single and nested

| H | W | D | SINGLE WT KG | NEST 2 WT KG | NEST 3 WT KG |
|------|-----|-----|-----------------|-----------------|-----------------|
| 1780 | 305 | 305 | 23 | 42 | 63 |
| 1780 | 305 | 380 | 26 | 48 | 70 |
| 1780 | 305 | 460 | 29 | 53 | 77 |

AVAILABLE COLOURS

| | DOORS | BODY |
|-------------|-------|------|
| RED | ✓ | |
| BLUE | ✓ | |
| YELLOW | ✓ | |
| GREEN | ✓ | |
| SMOKE WHITE | ✓ | ✓ |
| SILVER | ✓ | ✓ |
| BLACK | | ✓ |

NOMINAL CLEAR ENTRY WIDTHS

Clear entry width = locker width minus 64mm.

LOCKER WIDTH
| 305mm |CLEAR ENTRY
| 241mm |LOCKER WIDTH
| 380mm |CLEAR ENTRY
| 316mm |LOCKER WIDTH
| 460mm |CLEAR ENTRY
| 396mm |**QUALITY ASSURANCE**MEETS
BS 4680:1996Probe Lockers are designed and manufactured in the UK, conforming to **BS 4680:1996** 'Standard Duty' (excluding size specification), **ISO 9001:2000** and **Environmental Management System ISO 14001:2004**


PROBE LOCKER DIGEST

2009-1

SIX TIER LOCKER: STANDARD DUTY

MEETS
BS 4680:1996

6t

**NOMINAL CLEAR ENTRY**
245mm
see table, right, for widths**PICTURED**Door style: Plain vented
Lock type: Probe standard cam lock
Colour: Silver door / Black body

QUALITY ASSURANCE

MEETS
BS 4680:1996Probe Lockers are designed and manufactured in the UK, conforming to **BS 4680:1996**
'Standard Duty' (excluding size specification), **ISO 9001:2000** and **Environmental Management System ISO 14001:2004****DOOR STYLE OPTIONS**

| DOOR WIDTHS | 241 | 316 | 396 |
|-----------------------|-----|-----|-----|
| PLAIN VENTED | ✓ | ✓ | ✓ |
| PERFORATED | ✓ | ✓ | ✓ |
| TRESPA SOLID LAMINATE | | | |
| LAMINATE FACED | ✓ | ✓ | ✓ |
| CLEAR* | ✓ | | |

*Cam Lock and Hasp and Staple locks only

MATERIAL

| | |
|-------------|--------|
| SIDES | 0.7 mm |
| BACKS | 0.7 mm |
| TOPS | 0.7 mm |
| BASE | 0.7 mm |
| FRONT FRAME | 0.9 mm |
| DOORS | 0.9 mm |

MAIN PROBE LOCKER FEATURES

| | |
|-------------------------------------|---|
| WELDED FRONT FRAME | ✓ |
| WELDED PLINTHS BETWEEN COMPARTMENTS | ✓ |
| THROUGH FRAME LOCKING SYSTEM | ✓ |
| THREE KNUCKLE HINGES | ✓ |

LOCKING OPTIONS

| | |
|-----------------------------------|---|
| CAM LOCK | ✓ |
| HASP AND STAPLE LOCK | ✓ |
| RADIAL PIN LOCK | ✓ |
| COMBINATION LOCK | ✓ |
| COIN / TOKEN RETAIN | |
| COIN / TOKEN RETURN | ✓ |
| THREE POINT LOCKING | |
| ELECTRONIC LOCK* | ✓ |
| RE-PROGRAMMABLE COMBINATION LOCK* | ✓ |

*Not available on locker size 1780 x 380 x 380

LOCKER WEIGHTS - single and nested

| H | W | D | SINGLE WT KG | NEST 2 WT KG | NEST 3 WT KG |
|------|-----|-----|-----------------|-----------------|-----------------|
| 1780 | 305 | 305 | 24 | 45 | 66 |
| 1780 | 305 | 380 | 27 | 50 | 73 |
| 1780 | 305 | 460 | 30 | 55 | 80 |
| 1780 | 380 | 380 | 31 | 58 | 85 |

AVAILABLE COLOURS

| | DOORS | BODY |
|-------------|-------|------|
| RED | ✓ | |
| BLUE | ✓ | |
| YELLOW | ✓ | |
| GREEN | ✓ | |
| SMOKE WHITE | ✓ | ✓ |
| SILVER | ✓ | ✓ |
| BLACK | | ✓ |

NOMINAL CLEAR ENTRY WIDTHS

Clear entry width = locker width minus 64mm.

LOCKER WIDTH
305mmCLEAR ENTRY
241mmLOCKER WIDTH
380mmCLEAR ENTRY
316mmLOCKER WIDTH
460mmCLEAR ENTRY
396mm

PROBE LOCKER DIGEST

2009-1

EIGHT TIER LOCKER: STANDARD DUTY



8t



NOMINAL CLEAR ENTRY
195mm
see table, right, for widths

PICTURED
Door style: Plain vented
Lock type: Probe standard cam lock
Colour: Silver door / Black body

DOOR STYLE OPTIONS

| | |
|-----------------------|-----|
| DOOR WIDTHS | 241 |
| PLAIN | ✓ |
| PERFORATED | |
| TRESPA SOLID LAMINATE | |
| CLEAR* | |

*Cam Lock and Hasp and Staple locks only

MATERIAL

| | |
|-------------|--------|
| SIDES | 0.7 mm |
| BACKS | 0.7 mm |
| TOPS | 0.7 mm |
| BASE | 0.7 mm |
| FRONT FRAME | 0.9 mm |
| DOORS | 0.9 mm |

MAIN PROBE LOCKER FEATURES

| | |
|-------------------------------------|---|
| WELDED FRONT FRAME | ✓ |
| WELDED PLINTHS BETWEEN COMPARTMENTS | |
| THROUGH FRAME LOCKING SYSTEM | |
| THREE KNUCKLE HINGES | ✓ |

LOCKING OPTIONS

| | |
|----------------------------------|---|
| CAM LOCK | ✓ |
| HASP AND STAPLE LOCK | ✓ |
| RADIAL PIN LOCK | ✓ |
| COMBINATION LOCK | ✓ |
| COIN / TOKEN RETAIN | |
| COIN / TOKEN RETURN | |
| THREE POINT LOCKING | |
| ELECTRONIC LOCK | |
| RE-PROGRAMMABLE COMBINATION LOCK | |

LOCKER WEIGHTS - single and nested

| H | W | D | SINGLE WT KG | NEST 2 WT KG | NEST 3 WT KG |
|------|-----|-----|-----------------|-----------------|-----------------|
| 1780 | 305 | 460 | 27 | 49 | 71 |


AVAILABLE COLOURS

| | DOORS | BODY |
|-------------|-------|------|
| RED | ✓ | |
| BLUE | ✓ | |
| YELLOW | ✓ | |
| GREEN | ✓ | |
| SMOKE WHITE | ✓ | ✓ |
| SILVER | ✓ | ✓ |
| BLACK | | ✓ |

NOMINAL CLEAR ENTRY WIDTH

Clear entry width = locker width minus 64mm.

| | |
|--------------|-------|
| LOCKER WIDTH | 305mm |
| CLEAR ENTRY | 241mm |



COMPARTMENT HEIGHT
195mm



QUALITY ASSURANCE



Probe Lockers are designed and manufactured in the UK, conforming to **BS 4680:1996** 'Standard Duty' (excluding size specification), **ISO 9001:2000** and **Environmental Management System ISO 14001:2004**

PROBE LOCKER DIGEST

2009-1

SIXTEEN TIER LOCKER: STANDARD DUTY



16t



NOMINAL CLEAR ENTRY
90mm
see table, right, for widths

PICTURED
Door style: Plain
Lock type: Probe cam lock
Colour: Silver door / Black body

DOOR STYLE OPTIONS

| | |
|-----------------------|-----|
| DOOR WIDTHS | 241 |
| PLAIN | ✓ |
| PERFORATED | |
| TRESPA SOLID LAMINATE | |
| CLEAR* | |

*Cam Lock and Hasp and Staple locks only

MATERIAL

| | |
|-------------|--------|
| SIDES | 0.7 mm |
| BACKS | 0.7 mm |
| TOPS | 0.7 mm |
| BASE | 0.7 mm |
| FRONT FRAME | 0.9 mm |
| DOORS | 0.9 mm |

MAIN PROBE LOCKER FEATURES

| | |
|-------------------------------------|---|
| WELDED FRONT FRAME | ✓ |
| WELDED PLINTHS BETWEEN COMPARTMENTS | |
| THROUGH FRAME LOCKING SYSTEM | |
| FIVE KNUCKLE HINGES | ✓ |

LOCKING OPTIONS

| | |
|----------------------------------|---|
| CAM LOCK | ✓ |
| HASP AND STAPLE LOCK | ✓ |
| RADIAL PIN LOCK | ✓ |
| COMBINATION LOCK | ✓ |
| COIN / TOKEN RETAIN | |
| COIN / TOKEN RETURN | |
| THREE POINT LOCKING | |
| ELECTRONIC LOCK | |
| RE-PROGRAMMABLE COMBINATION LOCK | |

LOCKER WEIGHTS - single and nested

| H | W | D | SINGLE WT KG | NEST 2 WT KG | NEST 3 WT KG |
|------|-----|-----|-----------------|-----------------|-----------------|
| 1780 | 305 | 460 | 27 | 49 | 71 |

AVAILABLE COLOURS

| | DOORS | BODY |
|-------------|-------|------|
| RED | ✓ | |
| BLUE | ✓ | |
| YELLOW | ✓ | |
| GREEN | ✓ | |
| SMOKE WHITE | ✓ | ✓ |
| SILVER | ✓ | ✓ |
| BLACK | | ✓ |

NOMINAL CLEAR ENTRY WIDTH

Clear entry width = locker width minus 64mm.

| | |
|--------------|-------|
| LOCKER WIDTH | 305mm |
| CLEAR ENTRY | 241mm |



COMPARTMENT HEIGHT
90mm



QUALITY ASSURANCE



Probe Lockers are designed and manufactured in the UK, conforming to **BS 4680:1996** 'Standard Duty' (excluding size specification), **ISO 9001:2000** and **Environmental Management System ISO 14001:2004**


PROBE LOCKER DIGEST

2009-1

CLEAN AND DIRTY LOCKER: STANDARD DUTY



CD



FEATURES The probe Clean & dirty locker comes complete with full width internal top shelf 305mm high, vertical centre partition and two double coat hooks.

QUALITY ASSURANCE



Probe Lockers are designed and manufactured in the UK, conforming to **BS 4680:1996** 'Standard Duty' (excluding size specification), **ISO 9001:2000** and **Environmental Management System ISO 14001:2004**

DOOR STYLE OPTIONS

| | |
|-----------------------|-----|
| DOOR WIDTHS | 396 |
| PLAIN VENTED | ✓ |
| PERFORATED | ✓ |
| TRESPA SOLID LAMINATE | |
| LAMINATE FACED | ✓ |
| CLEAR* | |

*Cam Lock and Hasp and Staple locks only

MATERIAL

| | |
|-------------|--------|
| SIDES | 0.7 mm |
| BACKS | 0.7 mm |
| TOPS | 0.7 mm |
| BASE | 0.7 mm |
| FRONT FRAME | 0.9 mm |
| DOORS | 0.9 mm |

MAIN PROBE LOCKER FEATURES

| | |
|-------------------------------------|---|
| WELDED FRONT FRAME | ✓ |
| WELDED PLINTHS BETWEEN COMPARTMENTS | ✓ |
| THROUGH FRAME LOCKING SYSTEM | ✓ |
| FIVE KNUCKLE HINGES | ✓ |

LOCKING OPTIONS

| | |
|----------------------------------|---|
| CAM LOCK | ✓ |
| HASP AND STAPLE LOCK | ✓ |
| RADIAL PIN LOCK | ✓ |
| COMBINATION LOCK | ✓ |
| COIN / TOKEN RETAIN | ✓ |
| COIN / TOKEN RETURN | ✓ |
| THREE POINT LOCKING | ✓ |
| ELECTRONIC LOCK | ✓ |
| RE-PROGRAMMABLE COMBINATION LOCK | ✓ |

LOCKER WEIGHTS - single and nested

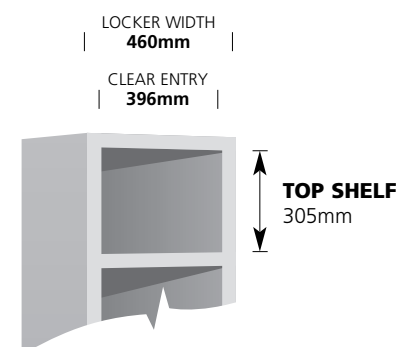
| H | W | D | SINGLE WT KG | NEST 2 WT KG | NEST 3 WT KG |
|------|-----|-----|-----------------|-----------------|-----------------|
| 1780 | 460 | 460 | 34 | 63 | N/A |

AVAILABLE COLOURS

| | DOORS | BODY |
|-------------|-------|------|
| RED | ✓ | |
| BLUE | ✓ | |
| YELLOW | ✓ | |
| GREEN | ✓ | |
| SMOKE WHITE | ✓ | ✓ |
| SILVER | ✓ | ✓ |
| BLACK | | ✓ |

NOMINAL CLEAR ENTRY WIDTHS

Clear entry width = locker width minus 64mm.



PROBE LOCKER DIGEST

2009-1

UNIFORM LOCKER: STANDARD DUTY



UN



DOOR STYLE OPTIONS

| | |
|-----------------------|-----|
| DOOR WIDTHS | 396 |
| PLAIN VENTED | ✓ |
| PERFORATED | ✓ |
| TRESPA SOLID LAMINATE | |
| LAMINATE FACED | ✓ |
| CLEAR* | |

*Cam Lock and Hasp and Staple locks only

MATERIAL

| | |
|-------------|--------|
| SIDES | 0.7 mm |
| BACKS | 0.7 mm |
| TOPS | 0.7 mm |
| BASE | 0.7 mm |
| FRONT FRAME | 0.9 mm |
| DOORS | 0.9 mm |

MAIN PROBE LOCKER FEATURES

| | |
|-------------------------------------|---|
| WELDED FRONT FRAME | ✓ |
| WELDED PLINTHS BETWEEN COMPARTMENTS | ✓ |
| THROUGH FRAME LOCKING SYSTEM | ✓ |
| FIVE KNUCKLE HINGES | ✓ |

LOCKING OPTIONS

| | |
|----------------------------------|---|
| CAM LOCK | ✓ |
| HASP AND STAPLE LOCK | ✓ |
| RADIAL PIN LOCK | ✓ |
| COMBINATION LOCK | ✓ |
| COIN / TOKEN RETAIN | ✓ |
| COIN / TOKEN RETURN | ✓ |
| THREE POINT LOCKING | ✓ |
| ELECTRONIC LOCK | ✓ |
| RE-PROGRAMMABLE COMBINATION LOCK | ✓ |

LOCKER WEIGHTS - single and nested

| H | W | D | SINGLE WT KG | NEST 2 WT KG | NEST 3 WT KG |
|------|-----|-----|-----------------|-----------------|-----------------|
| 1780 | 460 | 460 | 36 | 67 | N/A |

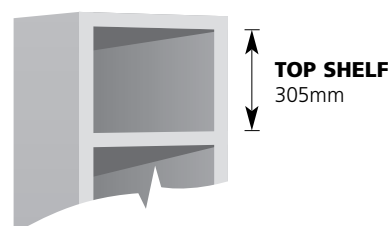
AVAILABLE COLOURS

| | DOORS | BODY |
|-------------|-------|------|
| RED | ✓ | |
| BLUE | ✓ | |
| YELLOW | ✓ | |
| GREEN | ✓ | |
| SMOKE WHITE | ✓ | ✓ |
| SILVER | ✓ | ✓ |
| BLACK | | ✓ |

NOMINAL CLEAR ENTRY WIDTHS

Clear entry width = locker width minus 64mm.

| | |
|--------------|-------|
| LOCKER WIDTH | 460mm |
| CLEAR ENTRY | 396mm |



FEATURES Uniforms locker comes complete with full width internal top shelf 305mm high, vertical centre partition, double coat hook and a further three half width shelves.

QUALITY ASSURANCE



Probe Lockers are designed and manufactured in the UK, conforming to **BS 4680:1996** 'Standard Duty' (excluding size specification), **ISO 9001:2000** and **Environmental Management System ISO 14001:2004**

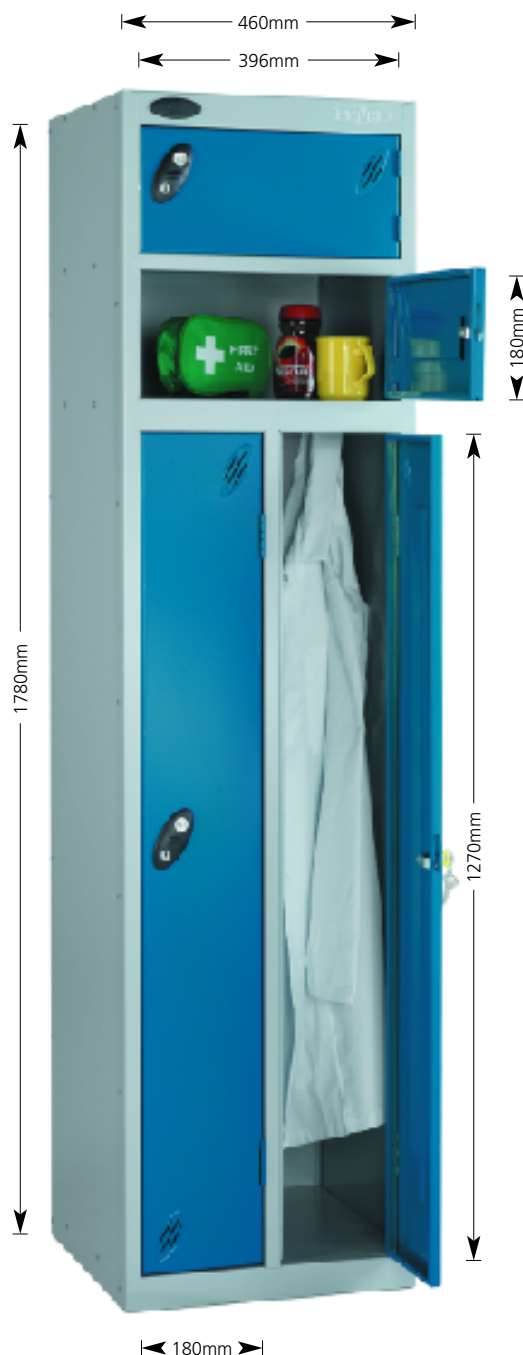
PROBE LOCKER DIGEST

2009-1

TWO PERSON LOCKER: STANDARD DUTY



2P



QUALITY ASSURANCE



Probe Lockers are designed and manufactured in the UK, conforming to **BS 4680:1996** 'Standard Duty' (excluding size specification), **ISO 9001:2000** and **Environmental Management System ISO 14001:2004**

DOOR STYLE OPTIONS

| | |
|-----------------------|-----|
| DOOR WIDTHS | All |
| PLAIN VENTED | ✓ |
| PERFORATED | |
| TRESPA SOLID LAMINATE | |
| CLEAR* | |

*Cam Lock and Hasp and Staple locks only

MATERIAL

| | |
|-------------|--------|
| SIDES | 0.7 mm |
| BACKS | 0.7 mm |
| TOPS | 0.7 mm |
| BASE | 0.7 mm |
| FRONT FRAME | 0.9 mm |
| DOORS | 0.9 mm |

MAIN PROBE LOCKER FEATURES

| | |
|-------------------------------------|---|
| WELDED FRONT FRAME | ✓ |
| WELDED PLINTHS BETWEEN COMPARTMENTS | ✓ |
| THROUGH FRAME LOCKING SYSTEM | ✓ |
| FIVE & THREE KNUCKLE HINGES | ✓ |
| FULL WIDTH TOP COMPARTMENTS X2 | ✓ |
| COMMON KEY TO EACH COMPARTMENT | ✓ |
| HANGING SPACE & DOUBLE COAT HOOK X2 | ✓ |

LOCKING OPTIONS

| | |
|----------------------------------|---|
| CAM LOCK | ✓ |
| HASP AND STAPLE LOCK | ✓ |
| RADIAL PIN LOCK | ✓ |
| COMBINATION LOCK | ✓ |
| COIN / TOKEN RETAIN | |
| COIN / TOKEN RETURN | ✓ |
| THREE POINT LOCKING | ✓ |
| ELECTRONIC LOCK | ✓ |
| RE-PROGRAMMABLE COMBINATION LOCK | ✓ |

LOCKER WEIGHTS - single and nested

| H | W | D | SINGLE WT KG | NEST 2 WT KG | NEST 3 WT KG |
|------|-----|-----|-----------------|-----------------|-----------------|
| 1780 | 460 | 460 | 35 | 65 | N/A |

AVAILABLE COLOURS

| | DOORS | BODY |
|-------------|-------|------|
| RED | ✓ | |
| BLUE | ✓ | |
| YELLOW | ✓ | |
| GREEN | ✓ | |
| SMOKE WHITE | ✓ | ✓ |
| SILVER | ✓ | ✓ |
| BLACK | | ✓ |

PRODUCT DESCRIPTION

The Probe two person locker provides two sections per user with a common key to fit both. One, 180mm high, full width hanging compartment at the top of the locker and a vertical compartment fitted with a double coat hook.

PROBE LOCKER DIGEST

2009-1

TWIN LOCKER: STANDARD DUTY



TW



DOOR STYLE OPTIONS

| | |
|-----------------------|-----|
| DOOR WIDTHS | All |
| PLAIN VENTED | ✓ |
| PERFORATED | ✓ |
| TRESPA SOLID LAMINATE | |
| CLEAR* | |

*Cam Lock and Hasp and Staple locks only

MATERIAL

| | |
|-------------|--------|
| SIDES | 0.7 mm |
| BACKS | 0.7 mm |
| TOPS | 0.7 mm |
| BASE | 0.7 mm |
| FRONT FRAME | 0.9 mm |
| DOORS | 0.9 mm |

MAIN PROBE LOCKER FEATURES

| | |
|-------------------------------------|---|
| WELDED FRONT FRAME | ✓ |
| WELDED PLINTHS BETWEEN COMPARTMENTS | ✓ |
| THROUGH FRAME LOCKING SYSTEM | ✓ |
| FIVE KNUCKLE HINGES | ✓ |
| TOP SHELF PER PERSON | ✓ |
| HANGING SPACE & DOUBLE COAT HOOK X2 | ✓ |

LOCKING OPTIONS

| | |
|----------------------------------|---|
| CAM LOCK | ✓ |
| HASP AND STAPLE LOCK | ✓ |
| RADIAL PIN LOCK | ✓ |
| COMBINATION LOCK | ✓ |
| COIN / TOKEN RETAIN | ✓ |
| COIN / TOKEN RETURN | ✓ |
| THREE POINT LOCKING | ✓ |
| ELECTRONIC LOCK | ✓ |
| RE-PROGRAMMABLE COMBINATION LOCK | ✓ |

LOCKER WEIGHTS - single and nested

| H | W | D | SINGLE WT KG | NEST 2 WT KG | NEST 3 WT KG |
|------|-----|-----|-----------------|-----------------|-----------------|
| 1780 | 460 | 460 | 37 | 69 | N/A |

AVAILABLE COLOURS

| | DOORS | BODY |
|-------------|-------|------|
| RED | ✓ | |
| BLUE | ✓ | |
| YELLOW | ✓ | |
| GREEN | ✓ | |
| SMOKE WHITE | ✓ | ✓ |
| SILVER | ✓ | ✓ |
| BLACK | | ✓ |

PRODUCT DESCRIPTION

Each compartment comes with 305mm high internal top shelf and a double coat hook.



QUALITY ASSURANCE



Probe Lockers are designed and manufactured in the UK, conforming to **BS 4680:1996** 'Standard Duty' (excluding size specification), **ISO 9001:2000** and **Environmental Management System ISO 14001:2004**

PROBE LOCKER DIGEST

2009-1

POLICE LOCKER: STANDARD DUTY



PC



TOP SHELF
240mm

NOMINAL CLEAR ENTRY
1410mm



FEATURES The Probe Police Locker is designed specifically to accommodate personal **body armour** and each compartment includes a re-enforced top shelf and double coat hook.

QUALITY ASSURANCE



Probe Lockers are designed and manufactured in the UK, conforming to **BS 4680:1996** 'Standard Duty' (excluding size specification), **ISO 9001:2000** and **Environmental Management System ISO 14001:2004**

DOOR STYLE OPTIONS

| | |
|-----------------------|-----|
| DOOR WIDTHS | 396 |
| PLAIN VENTED | ✓ |
| PERFORATED | ✓ |
| TRESPA SOLID LAMINATE | |
| CLEAR* | |

*Cam Lock and Hasp and Staple locks only

MATERIAL

| | |
|-------------|--------|
| SIDES | 0.7 mm |
| BACKS | 0.7 mm |
| TOPS | 0.7 mm |
| BASE | 0.7 mm |
| FRONT FRAME | 0.9 mm |
| DOORS | 0.9 mm |

MAIN PROBE LOCKER FEATURES

| | |
|-------------------------------------|---|
| WELDED FRONT FRAME | ✓ |
| WELDED PLINTHS BETWEEN COMPARTMENTS | ✓ |
| THROUGH FRAME LOCKING SYSTEM | ✓ |
| FIVE KNUCKLE HINGES | ✓ |

LOCKING OPTIONS

| | |
|----------------------------------|---|
| CAM LOCK | ✓ |
| HASP AND STAPLE LOCK | ✓ |
| RADIAL PIN LOCK | ✓ |
| COMBINATION LOCK | ✓ |
| COIN / TOKEN RETAIN | ✓ |
| COIN / TOKEN RETURN | ✓ |
| THREE POINT LOCKING | ✓ |
| ELECTRONIC LOCK | ✓ |
| RE-PROGRAMMABLE COMBINATION LOCK | ✓ |

LOCKER WEIGHTS - single and nested

| H | W | D | SINGLE WT KG | NEST 2 WT KG | NEST 3 WT KG |
|------|-----|-----|-----------------|-----------------|-----------------|
| 1780 | 460 | 550 | 32 | N/A | N/A |


AVAILABLE COLOURS

| | DOORS | BODY |
|-------------|-------|------|
| RED | ✓ | |
| BLUE | ✓ | |
| YELLOW | ✓ | |
| GREEN | ✓ | |
| SMOKE WHITE | ✓ | ✓ |
| SILVER | ✓ | ✓ |
| BLACK | | ✓ |

NOMINAL CLEAR ENTRY WIDTHS

Clear entry width = locker width minus 64mm.

| | |
|--------------|-------|
| LOCKER WIDTH | 460mm |
| CLEAR ENTRY | 396mm |




TOP SHELF
240mm

RE-ENFORCED TOP SHELF
with double coat hook

LOCKS AND OPTIONS


INCLUDED LOCKS - State lock type at time of order

**PROBE CAM LOCK***

Even the standard lock has a micro sprung 10 disc lock featuring a massive 3000 serial combinations - all exclusive to Probe.

***Included in locker price.**

Please request lock type at time of ordering.

**HASP AND STAPLE***

Attractive design allowing easy use of padlock fitting. Shank diameter min 6mm, maximum 7mm. Padlock sold separately.

***Included in locker price.**

Please request lock type at time of ordering.

OPTIONAL LOCKS AND FEATURES - State lock type at time of order - subject to additional cost

**DIGITAL COMBINATION LOCK**

Simple to program and use, it has in excess of 40,000 possible combinations. **No more lost keys!** Batteries last up to 15,000 user operations.

Includes: built in master code

**RE-PROGRAMMABLE COMBINATION LOCK**

Re-programming using service key

Easy to use front facing dial 10,000 combinations.

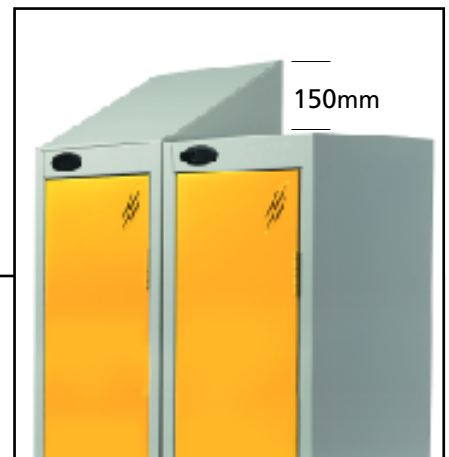
One Service Key required per installation

(Service Key sold separately).

(Not available on laminated faced lockers)

**COIN/TOKEN - RETURN/RETAIN**

These locks are available with coin denominations £/€ or tokens, for either return or retain.

***SLOPING TOP OPTION**

The optional sloping top, prevents the accumulation of rubbish and is **available on all standard lockers** at an additional cost.

***Please request when ordering.**


(Only available on 1780mm Height Lockers)

We reserve the right to alter designs and specifications without prior consent.

PROBE LOCKER DIGEST

2009-1

AVAILABILITY



LOCKERS

| HEIGHT mm (inc) | WIDTH mm (inc) | DEPTH mm (inc) | DOORS / COMPARTMENTS | | | | | | | |
|--------------------|-------------------|-------------------|----------------------|-------|-------|-------|-------|-------|---|----|
| | | | 1 | 2 | 3 | 4 | 5 | 6 | 8 | 16 |
| 1780 (70) | 305 (12) | 305 (12) | 1,2,3 | 1,2,3 | 1,2,3 | 1,2,3 | 1,2,3 | 1,2,3 | – | – |
| 1780 (70) | 305 (12) | 380 (15) | 1,2,3 | 1,2,3 | 1,2,3 | 1,2,3 | 1,2,3 | 1,2,3 | – | – |
| 1780 (70) | 305 (12) | 460 (18) | 1,2,3 | 1,2,3 | 1,2,3 | 1,2,3 | 1,2,3 | 1,2,3 | 1 | 1 |
| 1780 (15) | 380 (15) | 380 (15) | 1,2,3 | 1,2,3 | – | 1,2,3 | – | 1,2,3 | – | – |
| 1780 (70) | 460 (18) | 460 (18) | 1,2 | 1,2 | 1,2 | 1,2 | – | – | – | – |



SPECIALIST LOCKERS

| HEIGHT mm (inc) | WIDTH mm (inc) | DEPTH mm (inc) | CLEAN & DIRTY | UNIFORM & JANITOR | TWO PERSON | TWIN | POLICE |
|--------------------|-------------------|-------------------|------------------|----------------------|---------------|------|--------|
| 1780 (70) | 460 (18) | 460 (18) | 1,2 | 1,2 | 1,2 | 1,2 | – |
| 1780 (70) | 460 (18) | 550 (21.5) | – | – | – | – | 1,2 |


KEY



1 = Available as a single locker



2 = Available as a nest of 2



3 = Available as a nest of 3

Locker components are manufactured from 0.7mm thick mild steel with the exception of the door and frame, which are 0.9mm. All sizes contained within this document are nominal. We reserve the right to alter specifications without prior consent. Colours pictured may vary slightly from the actual finishes supplied. Some lockers shown within this brochure are featured with an optional numbering system in the card holder.

NOTES