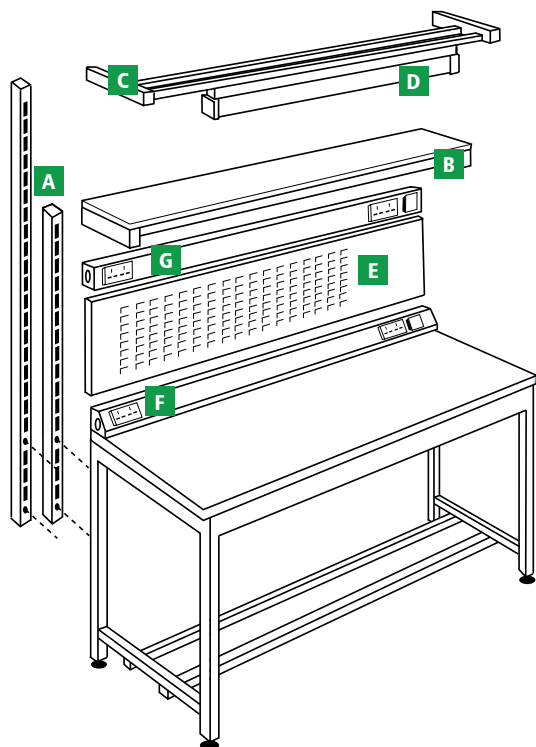




General Purpose Workbenches

- General workshop bench suitable for use in assembly, production and light engineering
- A leg in each corner gives firm support
- Height adjustable feet for easy levelling
- Powder coated light grey framework
- MFC, linoleum and laminate worktop options available
- Full range of accessories available including drawers, cupboards, shelves, louvre panels and service ducts
- Standard bench height: 840mm - 760 and 920mm also available
- Delivered in knock-down form



Worktop Options

MFC Worktop 18mm thick



Size H.W.D.	Code	Price
840.900.600	BQ849060GLXX	£121.00
840.1200.600	BQ841260GLXX	£158.00
840.1200.750	BQ841275GLXX	£167.00
840.1200.900	BQ841290GLXX	£176.00
840.1500.600	BQ841560GLXX	£173.00
840.1500.750	BQ841575GLXX	£184.00
840.1500.900	BQ841590GLXX	£200.00
840.1800.600	BQ841860GLXX	£192.00
840.1800.750	BQ841875GLXX	£202.00
840.1800.900	BQ841890GLXX	£205.00

Linoleum Worktop 20mm thick



Size H.W.D.	Code	Price
840.900.600	BQ8490608LXX	£157.00
840.1200.600	BQ8412608LXX	£206.00
840.1200.750	BQ8412758LXX	£246.00
840.1200.900	BQ8412908LXX	£270.00
840.1500.600	BQ8415608LXX	£244.00
840.1500.750	BQ8415758LXX	£285.00
840.1500.900	BQ8415908LXX	£308.00
840.1800.600	BQ8418608LXX	£293.00
840.1800.750	BQ8418758LXX	£311.00
840.1800.900	BQ8418908LXX	£328.00

Laminate Worktop 20mm thick



Size H.W.D.	Code	Price
840.900.600	BQ849060PLXX	£148.00
840.1200.600	BQ841260PLXX	£197.00
840.1200.750	BQ841275PLXX	£237.00
840.1200.900	BQ841290PLXX	£261.00
840.1500.600	BQ841560PLXX	£235.00
840.1500.750	BQ841575PLXX	£276.00
840.1500.900	BQ841590PLXX	£299.00
840.1800.600	BQ841860PLXX	£284.00
840.1800.750	BQ841875PLXX	£302.00
840.1800.900	BQ841890PLXX	£319.00

Extension Benches

Size H.W.D.	Code	Price
840.900.600	BQ849060GLET	£102.00
840.1200.600	BQ841260GLET	£122.00
840.1200.750	BQ841275GLET	£153.00

Extension Benches

Size H.W.D.	Code	Price
840.900.600	BQ8490608LET	£143.00
840.1200.600	BQ8412608LET	£176.00
840.1200.750	BQ8412758LET	£219.00

Extension Benches

Size H.W.D.	Code	Price
840.900.600	BQ849060PLET	£134.00
840.1200.600	BQ841260PLET	£167.00
840.1200.750	BQ841275PLET	£210.00

Lower Shelves - 450mm Deep

To Fit W.	Code	Price
1200	BELS1145GXXX	£55.00
1500	BELS1445GXXX	£63.00
1800	BELS1745GXXX	£70.00

Lower Shelves - 450mm Deep

To Fit W.	Code	Price
1200	BELS11458XXX	£86.00
1500	BELS14458XXX	£93.00
1800	BELS17458XXX	£100.00

Lower Shelves - 450mm Deep

To Fit W.	Code	Price
1200	BELS1145PXXX	£81.00
1500	BELS1445PXXX	£88.00
1800	BELS1745PXXX	£95.00



**250kg
SWL**

Evenly Distributed



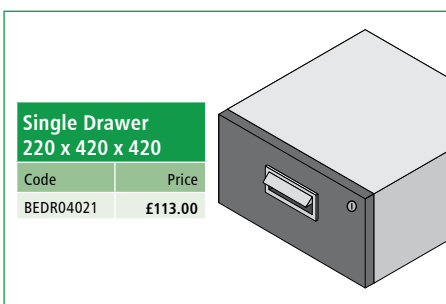
Flat Screen Support Arm

Code	Price
BEMONARMLSC	£93.00

Drawer & Cupboard Front Colour Options

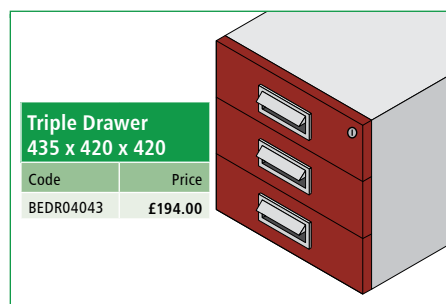
Please add corresponding letters to code

KXX	BXX	GXX	RXX
Dark Grey	Dark Blue	Green	Red



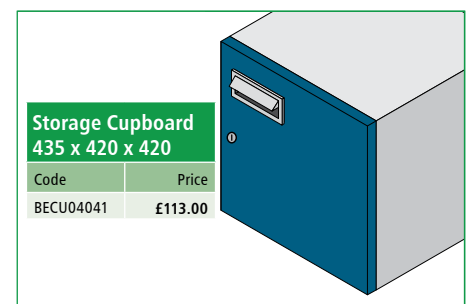
Single Drawer 220 x 420 x 420

Code	Price
BEDR04021	£113.00



Triple Drawer 435 x 420 x 420

Code	Price
BEDR04043	£194.00



Storage Cupboard 435 x 420 x 420

Code	Price
BECU04041	£113.00

General Purpose Bench Accessories

Key	Description	Code	Price
A	760mm Rear Support Posts	BESP760SXXX	£43.00
A	1180mm Rear Support Posts	BESP1180SXXX	£53.00
B	Upper shelf 300mm MFC for 1200mm bench	BEUS1200GXXX	£64.00
B	Upper shelf 300mm Linoleum for 1200mm bench	BEUS1200LXXX	£72.00
B	Upper shelf 300mm Laminate for 1200mm bench	BEUS1200PXXX	£68.00
B	Upper shelf 300mm MFC for 1500mm bench	BEUS1500GXXX	£78.00
B	Upper shelf 300mm Linoleum for 1500mm bench	BEUS1500LXXX	£86.00
B	Upper shelf 300mm Laminate for 1500mm bench	BEUS1500PXXX	£81.00
B	Upper shelf 300mm MFC for 1800mm bench	BEUS1800GXXX	£90.00
B	Upper shelf 300mm Linoleum for 1800mm bench	BEUS1800LXXX	£103.00
B	Upper shelf 300mm Laminate for 1800mm bench	BEUS1800PXXX	£98.00
C	Light/Tool Rail Support for 1200mm bench	BERS1200LXX	£54.00

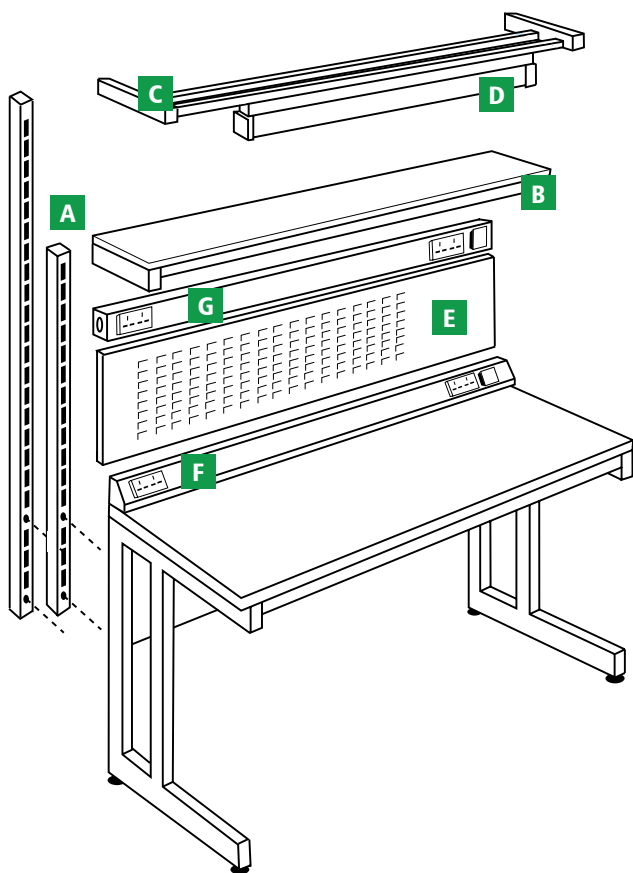
General Purpose Bench Accessories

Key	Description	Code	Price
C	Light/Tool Rail Support for 1500mm bench	BERS1500LXX	£58.00
C	Light/Tool Rail Support for 1800mm bench	BERS1800LXX	£60.00
D	Fluorescent Light	BELF1200LXX	£31.00
E	Louvred back panel with pinboard for 1200mm bench	BELO4812LXXX	£100.00
E	Louvred back panel with pinboard for 1500mm bench	BELO4815LXXX	£110.00
E	Louvred back panel with pinboard for 1800mm bench	BELO4818LXXX	£122.00
F	Worktop service duct for 1200mm bench	BESDWT122XXX	£84.00
F	Worktop service duct for 1500mm bench	BESDWT15XXX	£86.00
F	Worktop service duct for 1800mm bench	BESDWT18XXX	£90.00
G	Post fitted service duct for 1200mm bench	BESDSP12XXX	£92.00
G	Post fitted service duct for 1500mm bench	BESDSP15XXX	£95.00
G	Post fitted service duct for 1800mm bench	BESDSP18XXX	£97.00



General Purpose Cantilever Workbenches

- General workshop bench suitable for use in assembly, production and light engineering
- Cantilever construction allows maximum leg room
- Height adjustable feet for easy leveling
- Powder coated light grey framework
- Linoleum and laminate worktop options available
- Full range of accessories available including drawers, cupboards, shelves, louvre panels and service ducts
- Standard bench height: 840mm - 760 and 920mm also available
- Delivered in knock-down form



Worktop Options

Linoleum Worktop 20mm thick



Size H.W.D.	Code	Price
840.1200.750	BC8412758LXX	£329.00
840.1200.900	BC8412908LXX	£341.00
840.1500.750	BC8415758LXX	£380.00
840.1500.900	BC8415908LXX	£397.00
840.1800.750	BC8418758LXX	£419.00
840.1800.900	BC8418908LXX	£441.00

Laminate Worktop 20mm thick




Size H.W.D.	Code	Price
840.1200.750	BC841275PLXX	£320.00
840.1200.900	BC841290PLXX	£332.00
840.1500.750	BC841575PLXX	£371.00
840.1500.900	BC841590PLXX	£388.00
840.1800.750	BC841875PLXX	£410.00
840.1800.900	BC841890PLXX	£432.00

Extension Benches

Size H.W.D.	Code	Price
840.600.600	BC8460608LXX	£167.00
840.900.600	BC8490608LXX	£190.00
840.1200.600	BC8412608LXX	£264.00

Extension Benches

Size H.W.D.	Code	Price
840.600.600	BC846060PLXX	£176.00
840.900.600	BC849060PLXX	£192.00
840.1200.600	BC841260PLXX	£270.00



Flat Screen Support Arm

Code	Price
BEMONARMFLSC	£93.00



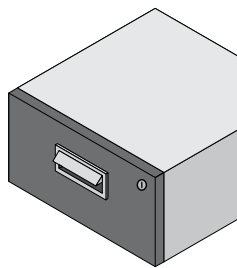
Drawer & Cupboard Front Colour Options

Please add corresponding letters to code



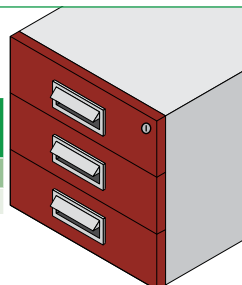
Single Drawer 220 x 420 x 420

Code	Price
BEDR04021	£113.00



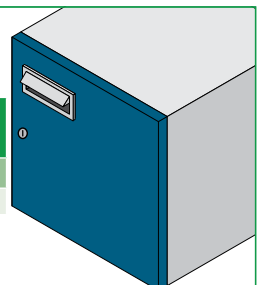
Triple Drawer 435 x 420 x 420

Code	Price
BEDR04043	£194.00



Storage Cupboard 435 x 420 x 420

Code	Price
BEUC04041	£113.00



General Purpose Cantilever Bench Accessories

Key	Description	Code	Price
A	760mm Rear Support Posts	BESP760SXXX	£43.00
A	1180mm Rear Support Posts	BESP1180SXXX	£53.00
B	Upper shelf 300mm Linoleum for 1200mm bench	BEUS12008XXX	£72.00
B	Upper shelf 300mm Laminate for 1200mm bench	BEUS1200PXXX	£68.00
B	Upper shelf 300mm Linoleum for 1500mm bench	BEUS15008XXX	£86.00
B	Upper shelf 300mm Laminate for 1500mm bench	BEUS1500PXXX	£81.00
B	Upper shelf 300mm Linoleum for 1800mm bench	BEUS18008XXX	£103.00
B	Upper shelf 300mm Laminate for 1800mm bench	BEUS1800PXXX	£98.00
C	Light/Tool Rail Support for 1200mm bench	BERS1200XLXX	£54.00
C	Light/Tool Rail Support for 1500mm bench	BERS1500XLXX	£58.00
C	Light/Tool Rail Support for 1800mm bench	BERS1800XLXX	£60.00

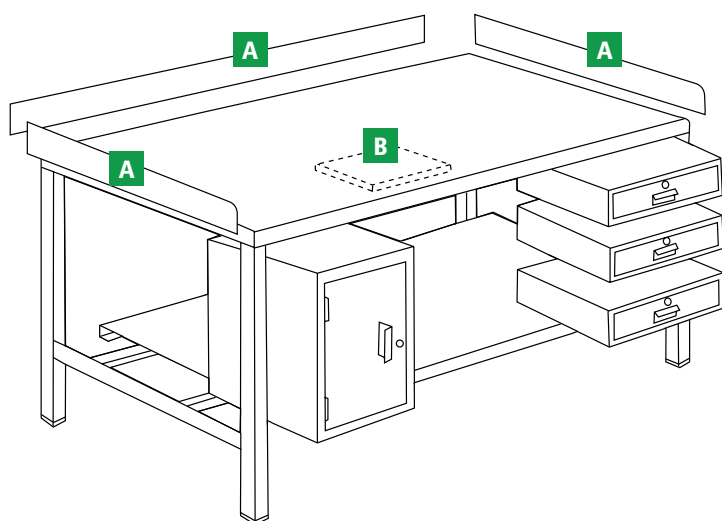
General Purpose Cantilever Bench Accessories

Key	Description	Code	Price
D	Fluorescent Light	BELF1200XLXX	£31.00
E	Louvred back panel with pinboard for 1200mm bench	BELO4812XXXX	£100.00
E	Louvred back panel with pinboard for 1500mm bench	BELO4815XXXX	£110.00
E	Louvred back panel with pinboard for 1800mm bench	BELO4818XXXX	£122.00
F	Worktop service duct for 1200mm bench	BESDWT122XXX	£84.00
F	Worktop service duct for 1500mm bench	BESDWT15XXXX	£86.00
F	Worktop service duct for 1800mm bench	BESDWT18XXXX	£90.00
G	Post fitted service duct for 1200mm bench	BESDSP12XXXX	£92.00
G	Post fitted service duct for 1500mm bench	BESDSP15XXXX	£95.00
G	Post fitted service duct for 1800mm bench	BESDSP18XXXX	£97.00



Heavy Duty Workbenches

- Heavy duty bench suitable for heavy duty applications such as engineering and manufacturing
- Fully welded construction for extra strength
- Powder coated dark grey framework
- Steel plate, birch hardwood, linoleum and laminate worktop options
- Full range of accessories available including drawers, cupboards, shelves and sliding doors
- Standard bench height: 840mm - 760 and 920mm also available



Worktop Options

Steel Plate Worktop 2mm thick

Size H.W.D.	Code	Price
840.1200.600	BJ841260SKXX	£185.00
840.1200.750	BJ841275SKXX	£193.00
840.1200.900	BJ841290SKXX	£207.00
840.1500.600	BJ841560SKXX	£209.00
840.1500.750	BJ841575SKXX	£215.00
840.1500.900	BJ841590SKXX	£242.00
840.1800.600	BJ841860SKXX	£231.00
840.1800.750	BJ841875SKXX	£238.00
840.1800.900	BJ841890SKXX	£277.00

Linoleum Worktop 20mm thick

Size H.W.D.	Code	Price
840.1200.600	BJ841260LKXX	£284.00
840.1200.750	BJ841275LKXX	£327.00
840.1200.900	BJ841290LKXX	£345.00
840.1500.600	BJ841560LKXX	£315.00
840.1500.750	BJ841575LKXX	£372.00
840.1500.900	BJ841590LKXX	£401.00
840.1800.600	BJ841860LKXX	£350.00
840.1800.750	BJ841875LKXX	£412.00
840.1800.900	BJ841890LKXX	£439.00

Hardwood Worktop 25mm thick Birch Ply

Size H.W.D.	Code	Price
840.1200.600	BJ841260HKXX	£267.00
840.1200.750	BJ841275HKXX	£286.00
840.1200.900	BJ841290HKXX	£301.00
840.1500.600	BJ841560HKXX	£293.00
840.1500.750	BJ841575HKXX	£337.00
840.1500.900	BJ841590HKXX	£367.00
840.1800.600	BJ841860HKXX	£325.00
840.1800.750	BJ841875HKXX	£366.00
840.1800.900	BJ841890HKXX	£412.00

Laminate Worktop 20mm thick

Size H.W.D.	Code	Price
840.1200.600	BJ841260PKXX	£275.00
840.1200.750	BJ841275PKXX	£318.00
840.1200.900	BJ841290PKXX	£336.00
840.1500.600	BJ841560PKXX	£306.00
840.1500.750	BJ841575PKXX	£363.00
840.1500.900	BJ841590PKXX	£392.00
840.1800.600	BJ841860PKXX	£341.00
840.1800.750	BJ841875PKXX	£403.00
840.1800.900	BJ841890PKXX	£430.00

Drawer & Cupboard Front Colour Options

Please add corresponding letters to code



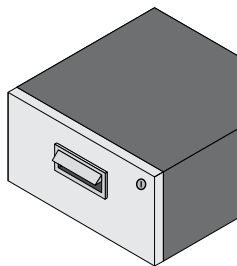
Lower Shelves - Factory Fitted Steel Plate Only

To Fit W.D.	Code	Price
1200.600	BXLS1206XXXX	£63.00
1200.750	BXLS1207XXXX	£75.00
1200.900	BXLS1209XXXX	£75.00
1500.600	BXLS1506XXXX	£73.00
1500.750	BXLS1507XXXX	£86.00
1500.900	BXLS1509XXXX	£86.00
1800.600	BXLS1806XXXX	£83.00
1800.750	BXLS1807XXXX	£94.00
1800.900	BXLS1809XXXX	£94.00



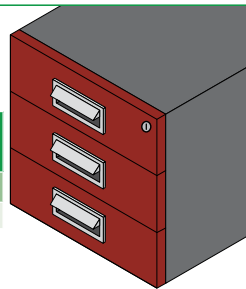
Single Drawer 220 x 420 x 420

Code	Price
BXDR04021	£113.00



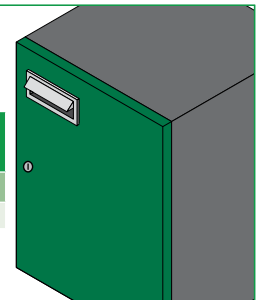
Triple Drawer 435 x 420 x 420

Code	Price
BXDR04043	£194.00



Storage Cupboard 560 x 420 x 420

Code	Price
BXCU04051	£123.00



Factory Fitted Heavy Duty Bench Accessories

Key	Description	Code	Price
A	Retaining Lip for 1200 x 600mm bench	BXRL1206XXXX	£21.00
A	Retaining Lip for 1200 x 750mm bench	BXRL1207XXXX	£24.00
A	Retaining Lip for 1200 x 900mm bench	BXRL1209XXXX	£27.00
A	Retaining Lip for 1500 x 600mm bench	BXRL1506XXXX	£24.00
A	Retaining Lip for 1500 x 750mm bench	BXRL1507XXXX	£27.00
A	Retaining Lip for 1500 x 900mm bench	BXRL1509XXXX	£29.00
A	Retaining Lip for 1800 x 600mm bench	BXRL1806XXXX	£27.00
A	Retaining Lip for 1800 x 750mm bench	BXRL1807XXXX	£29.00
A	Retaining Lip for 1800 x 900mm bench	BXRL1809XXXX	£32.00
B	Vice Plate	BXVICEPLXXXX	£16.00
C	Sliding doors for 1200mm bench - 840 & 920mm only	BXSL1284XXXX	£419.00
C	Sliding doors for 1500mm bench - 840 & 920mm only	BXSL1584XXXX	£438.00
C	Sliding doors for 1800mm bench - 840 & 920mm only	BXSL1884XXXX	£470.00

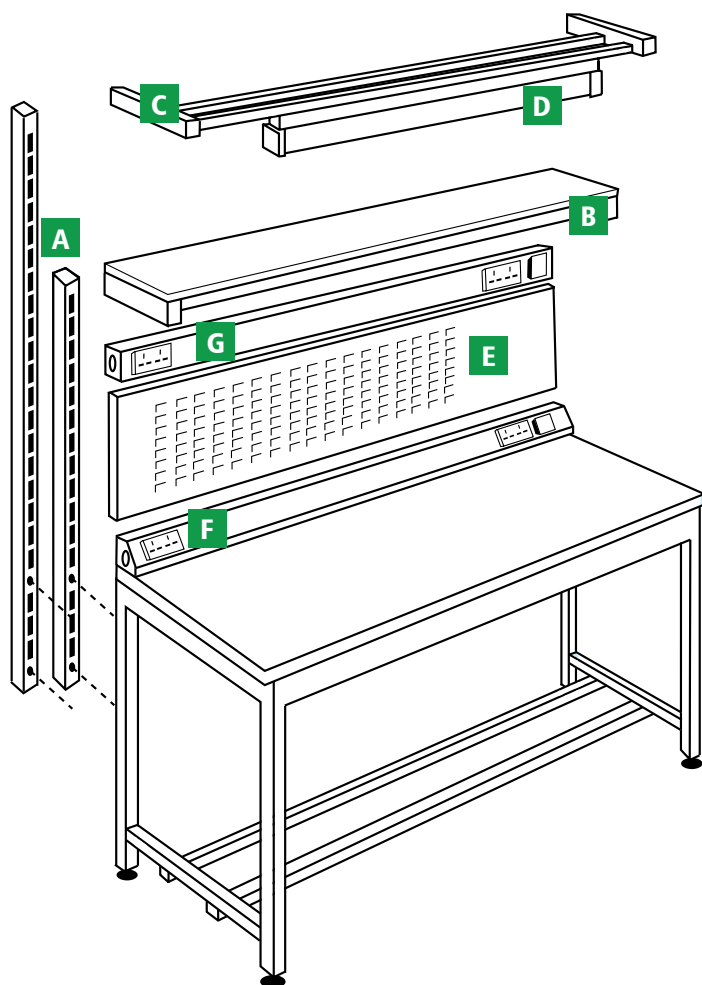
C






Heavy Duty Storage Workbenches

- Heavy duty bench with heavy duty storage drawers
- Suitable for heavy duty applications such as engineering and manufacturing
- Powder coated light grey framework
- Steel plate, birch hardwood, linoleum or laminate worktop options
- Full range of accessories available including drawers, cupboards, shelves, louvre panels and service ducts
- Standard bench height: 840mm - 760 and 920mm also available



Cabinet Carcass Colour Options

★ Please insert colour character into code



Dark Grey



Dark Blue



Green

Worktop Options

Steel Plate Worktop
1.6mm thick overlay on 25mm timber core

Size H.W.D.	Code	Price
840.1500.750	BS841575SLXX	£444.00
840.1500.900	BS841590SLXX	£479.00
840.1800.750	BS841875SLXX	£511.00
840.1800.900	BS841890SLXX	£549.00

Hardwood Worktop
25mm thick Birch Ply

Size H.W.D.	Code	Price
840.1500.750	BS841575HLXX	£391.00
840.1500.900	BS841590HLXX	£425.00
840.1800.750	BS841875HLXX	£439.00
840.1800.900	BS841890HLXX	£487.00

Linoleum Worktop
30mm thick

Size H.W.D.	Code	Price
840.1500.750	BS841575PLXX	£421.00
840.1500.900	BS841590PLXX	£445.00
840.1800.750	BS841875PLXX	£459.00
840.1800.900	BS841890PLXX	£506.00

Laminate Worktop
30mm thick

Size H.W.D.	Code	Price
840.1500.750	BS841575PLXX	£412.00
840.1500.900	BS841590PLXX	£436.00
840.1800.750	BS841875PLXX	£450.00
840.1800.900	BS841890PLXX	£497.00

Lower Shelves - 580mm Deep - Linoleum

To Fit W.D.	Code	Price
1500mm Bench With 0 Cabinets	BZLSNC158XXX	£115.00
1500mm Bench With 1 Cabinets	BZLS1C158XXX	£107.00
1800mm Bench With 0 Cabinets	BZLSNC188XXX	£129.00
1800mm Bench With 1 Cabinets	BZLS1C188XXX	£117.00
1800mm Bench With 2 Cabinets	BZLS2C188XXX	£105.00

Lower Shelves - 580mm Deep - MFC

To Fit W.D.	Code	Price
1500mm Bench With 0 Cabinets	BZLSNC15GXXX	£79.00
1500mm Bench With 1 Cabinets	BZLS1C15GXXX	£73.00
1800mm Bench With 0 Cabinets	BZLSNC18GXXX	£89.00
1800mm Bench With 1 Cabinets	BZLS1C18GXXX	£80.00
1800mm Bench With 2 Cabinets	BZLS2C18GXXX	£70.00

Lower Shelves - 580mm Deep - Laminate

To Fit W.D.	Code	Price
1500mm Bench With 0 Cabinets	BZLSNC15PXXX	£111.00
1500mm Bench With 1 Cabinets	BZLS1C15PXXX	£103.00
1800mm Bench With 0 Cabinets	BZLSNC18PXXX	£124.00
1800mm Bench With 1 Cabinets	BZLS1C18PXXX	£113.00
1800mm Bench With 2 Cabinets	BZLS2C18PXXX	£101.00



1 x 100 & 3 x 150mm Drawers

Code	Price
BZDRAW04X*DX	£561.00



Cupboard With Shelf

Code	Price
BZCBDXSHX*EX	£198.00



2 x 100mm Drawers & Filing Drawer

Code	Price
BZDRAW03X*FX	£476.00



2 x 100mm Drawers & Cupboard

Code	Price
BZCBDR02X*CX	£298.00



4 x 100 & 1 x 150mm Drawer

Code	Price
BZDRAW05X*BX	£603.00



2 x 100, 1 x 150 & 1 x 200mm Drawer

Code	Price
BZDRAW04X*AX	£543.00



Heavy Duty Storage Bench Accessories

Key	Description	Code	Price
A	760mm Rear Support Posts	BESP760SXXXX	£43.00
A	1180mm Rear Support Posts	BESP1180XXXX	£53.00
B	Upper shelf 300mm MFC for 1200mm bench	BEUS1200GXXX	£64.00
B	Upper shelf 300mm Linoleum for 1200mm bench	BEUS12008XXX	£72.00
B	Upper shelf 300mm Laminate for 1200mm bench	BEUS1200PXXX	£68.00
B	Upper shelf 300mm MFC for 1500mm bench	BEUS1500GXXX	£78.00
B	Upper shelf 300mm Linoleum for 1500mm bench	BEUS15008XXX	£86.00
B	Upper shelf 300mm Laminate for 1500mm bench	BEUS1500PXXX	£81.00
B	Upper shelf 300mm MFC for 1800mm bench	BEUS1800GXXX	£90.00
B	Upper shelf 300mm Linoleum for 1800mm bench	BEUS18008XXX	£103.00
B	Upper shelf 300mm Laminate for 1800mm bench	BEUS1800PXXX	£98.00
C	Light/Tool Rail Support for 1200mm bench	BERS1200XLXX	£54.00

Heavy Duty Storage Bench Accessories

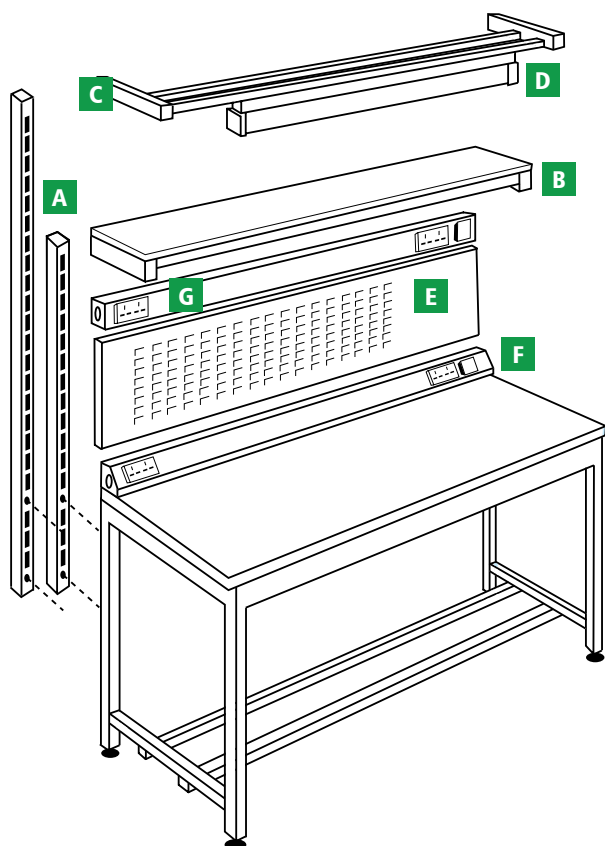
Key	Description	Code	Price
C	Light/Tool Rail Support for 1500mm bench	BERS1500XLXX	£58.00
C	Light/Tool Rail Support for 1800mm bench	BERS1800XLXX	£60.00
D	Fluorescent Light	BELF1200XLXX	£31.00
E	Louvred back panel with pinboard for 1200mm bench	BELO4812IXXX	£100.00
E	Louvred back panel with pinboard for 1500mm bench	BELO4815IXXX	£110.00
E	Louvred back panel with pinboard for 1800mm bench	BELO4818IXXX	£122.00
F	Worktop service duct for 1200mm bench	BESDWT122XXX	£84.00
F	Worktop service duct for 1500mm bench	BESDWT15XXXX	£86.00
F	Worktop service duct for 1800mm bench	BESDWT18XXXX	£90.00
G	Post fitted service duct for 1200mm bench	BESDSP12XXXX	£92.00
G	Post fitted service duct for 1500mm bench	BESDSP15XXXX	£95.00
G	Post fitted service duct for 1800mm bench	BESDSP18XXXX	£97.00



Static Dissipative General Purpose Workbenches



- General workshop bench with static dissipative properties
- Suitable for use as an assembly or repair bench in the electrical and electronic industries
- A leg in each corner gives firm support
- Powder coated light grey framework
- Norastat or Lamstat worktop options available
- Full range of accessories available including wrist straps, circuit breakers and earth/ground leads
- Standard bench height: 840mm - 760 and 920mm also available



Worktop Options



Norastat Worktop
20mm thick 10^3 10^7 ohms

Size H.W.D.	Code	Price
840.900.600	BQ849060NLXX	£180.00
840.1200.600	BQ841260NLXX	£252.00
840.1200.750	BQ841275NLXX	£275.00
840.1200.900	BQ841290NLXX	£297.00
840.1500.600	BQ841560NLXX	£284.00
840.1500.750	BQ841575NLXX	£311.00
840.1500.900	BQ841590NLXX	£341.00
840.1800.600	BQ841860NLXX	£324.00
840.1800.750	BQ841875NLXX	£350.00
840.1800.900	BQ841890NLXX	£368.00



Lamstat Worktop
20mm thick 10^6 10^8 ohms

Size H.W.D.	Code	Price
840.900.600	BQ849060LLXX	£200.00
840.1200.600	BQ841260LLXX	£280.00
840.1200.750	BQ841275LLXX	£306.00
840.1200.900	BQ841290LLXX	£330.00
840.1500.600	BQ841560LLXX	£316.00
840.1500.750	BQ841575LLXX	£345.00
840.1500.900	BQ841590LLXX	£379.00
840.1800.600	BQ841860LLXX	£360.00
840.1800.750	BQ841875LLXX	£389.00
840.1800.900	BQ841890LLXX	£409.00



Extension Benches

Size H.W.D.	Code	Price
840.900.600	BQ849060NLET	£161.00
840.1200.600	BQ841260NLET	£240.00
840.1200.750	BQ841275NLET	£259.00

Extension Benches

Size H.W.D.	Code	Price
840.900.600	BQ849060LLET	£179.00
840.1200.600	BQ841260LLET	£267.00
840.1200.750	BQ841275LLET	£288.00

Lower Shelves - 450mm Deep

To Fit W.D.	Code	Price
1200.600	BELS1145NLXX	£95.00
1500.600	BELS1445NLXX	£115.00
1800.600	BELS1745NLXX	£124.00

Lower Shelves - 450mm Deep

To Fit W.D.	Code	Price
1200.600	BELS1145LLXX	£105.00
1500.600	BELS1445LLXX	£128.00
1800.600	BELS1745LLXX	£138.00



Flat Screen Support Arm

Code	Price
BEMONARMFLSC	£93.00



Drawer & Cupboard Front Colour Options

Please add corresponding letters to code

KXX

Dark Grey

BXX

Dark Blue

GXX

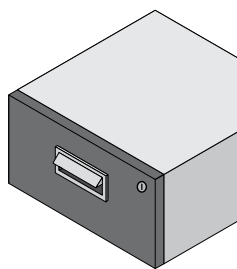
Green

RXX

Red

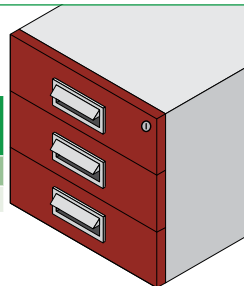
Single Drawer 220 x 420 x 420

Code	Price
BEDR04021	£113.00



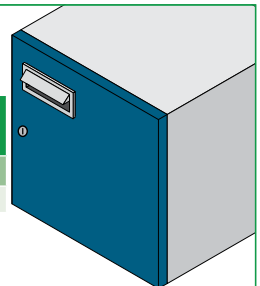
Triple Drawer 435 x 420 x 420

Code	Price
BEDR04043	£194.00



Storage Cupboard 435 x 420 x 420

Code	Price
BECU04041	£113.00



Static Dissipative General Purpose Bench Accessories

Key	Description	Code	Price
A	760mm Rear Support Posts	BESP760SXXX	£43.00
A	1180mm Rear Support Posts	BESP1180SXXX	£53.00
B	Upper shelf 300mm Norastat for 1200mm bench	BEUS1200NXXX	£93.00
B	Upper shelf 300mm Lamstat for 1200mm bench	BEUS1200LXXX	£103.00
B	Upper shelf 300mm Norastat for 1500mm bench	BEUS1500NXXX	£116.00
B	Upper shelf 300mm Lamstat for 1500mm bench	BEUS1500LXXX	£129.00
B	Upper shelf 300mm Norastat for 1800mm bench	BEUS1800NXXX	£129.00
B	Upper shelf 300mm Lamstat for 1800mm bench	BEUS1800LXXX	£143.00
C	Light/Tool Rail Support for 1200mm bench	BERS1200XLXX	£54.00
C	Light/Tool Rail Support for 1500mm bench	BERS1500XLXX	£58.00
C	Light/Tool Rail Support for 1800mm bench	BERS1800XLXX	£60.00
D	Fluorescent Light	BELF1200XLXX	£31.00
E	Louvred back panel with pinboard for 1200mm bench	BELO4812ZXXX	£105.00
E	Louvred back panel with pinboard for 1500mm bench	BELO4815ZXXX	£116.00



Static Dissipative General Purpose Bench Accessories

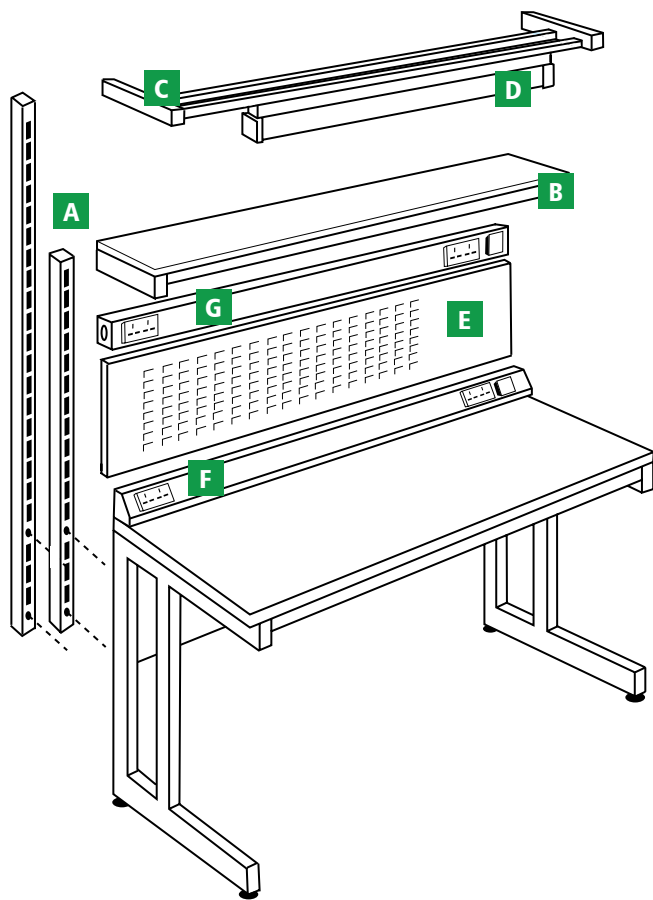
Key	Description	Code	Price
E	Louvred back panel with pinboard for 1800mm bench	BELO4818ZXXX	£129.00
F	Worktop service duct for 1200mm bench	BESDWT122XXX	£84.00
F	Worktop service duct for 1500mm bench	BESDWT15XXX	£86.00
F	Worktop service duct for 1800mm bench	BESDWT18XXX	£90.00
G	Post fitted service duct for 1200mm bench	BESDSP12XXXX	£92.00
G	Post fitted service duct for 1500mm bench	BESDSP15XXXX	£95.00
G	Post fitted service duct for 1800mm bench	BESDSP18XXXX	£97.00
H	RCB circuit breaker	BERCBICBXXXX	£60.00
I	Wrist strap with 10mm stud or 4mm banana	BEWRISTRXXXX	£18.00
J	Earth/ground lead with 1m ohm resistor	BEEARGROXXXX	£10.00
K	Earth/ground lead with 3 pin plug	BEEALEAD3PIN	£17.00
	Insulating strip - required for Worktop Service Ducts	BESERINXXXX	£5.00
	Double Data Socket	BEDDSBBPXXXX	£29.70



Static Dissipative General Purpose Cantilever Workbenches



- General workshop bench with static dissipative properties
- Suitable for use as an assembly or repair bench in the electrical and electronic industries
- Cantilever construction allows for maximum leg room
- Powder coated light grey framework
- Norastat or Lamstat worktop options available
- Full range of accessories available including wrist straps, circuit breakers and earth/ground leads
- Standard bench height: 840mm - 760 and 920mm also available



Worktop Options



Norastat Worktop
20mm thick 10^5 10^7 ohms

Size H.W.D.	Code	Price
840.1200.750	BC841275NLXX	£353.00
840.1200.900	BC841290NLXX	£369.00
840.1500.750	BC841575NLXX	£386.00
840.1500.900	BC841590NLXX	£416.00
840.1800.750	BC841875NLXX	£428.00
840.1800.900	BC841890NLXX	£452.00



Lamstat Worktop
20mm thick 10^6 10^8 ohms


Size H.W.D.	Code	Price
840.1200.750	BC841275LLXX	£392.00
840.1200.900	BC841290LLXX	£410.00
840.1500.750	BC841575LLXX	£429.00
840.1500.900	BC841590LLXX	£462.00
840.1800.750	BC841875LLXX	£476.00
840.1800.900	BC841890LLXX	£502.00

Extension Benches

Size H.W.D.	Code	Price
840.600.600	BC846060NLXX	£210.00
840.900.600	BC849060NLXX	£213.00
840.1200.600	BC841260NLXX	£296.00

Extension Benches

Size H.W.D.	Code	Price
840.600.600	BC846060LLXX	£233.00
840.900.600	BC849060LLXX	£237.00
840.1200.600	BC841260LLXX	£329.00



Flat Screen Support Arm

Code	Price
BEMONARMFLSC	£93.00



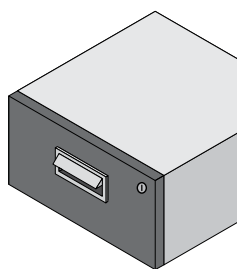
Drawer & Cupboard Front Colour Options

Please add corresponding letters to code



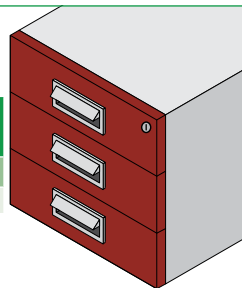
Single Drawer 220 x 420 x 420

Code	Price
BEDR04021	£113.00



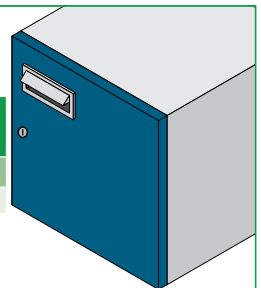
Triple Drawer 435 x 420 x 420

Code	Price
BEDR04043	£194.00



Storage Cupboard 435 x 420 x 420

Code	Price
BECU04041	£113.00



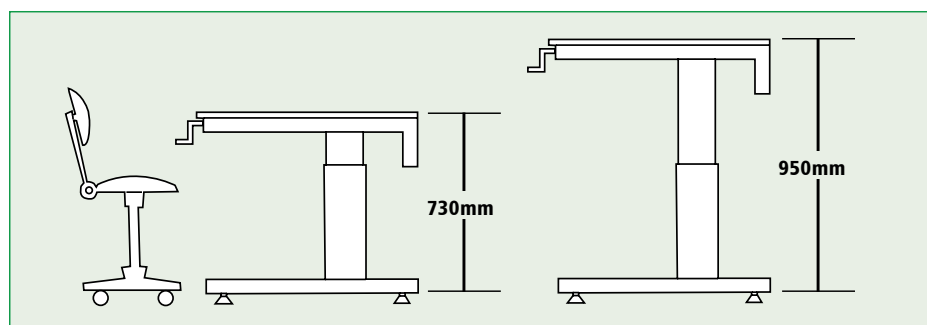
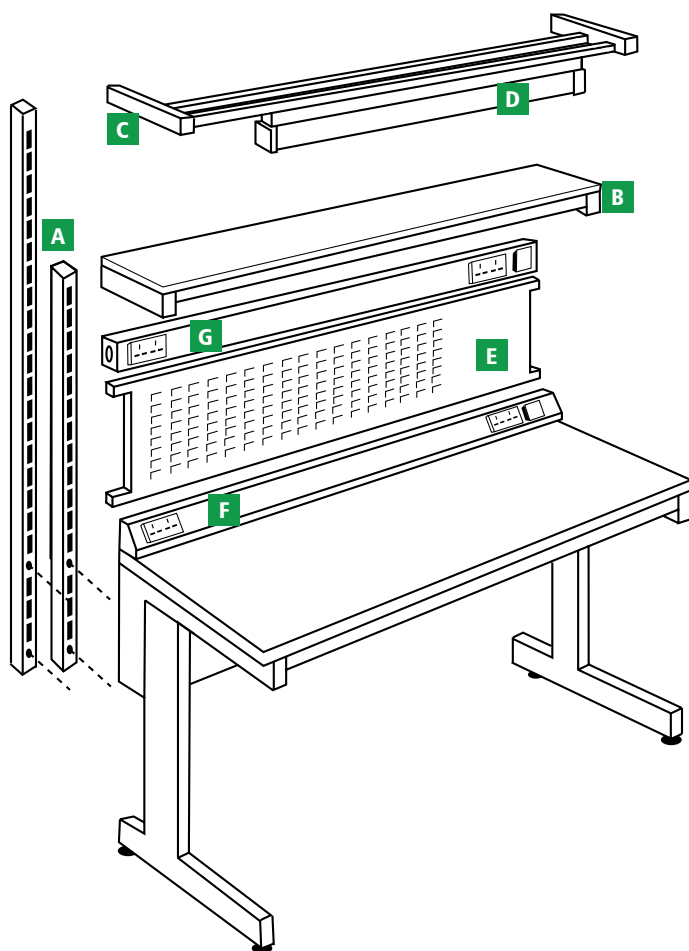
Static Dissipative General Purpose Bench Accessories			
Description	Code	Price	
A 760mm Rear Support Posts	BESP760SXXX	£43.00	
A 1180mm Rear Support Posts	BESP1180SXXX	£53.00	
B Upper shelf 300mm Norastat for 1200mm bench	BEUS1200NXXX	£93.00	
B Upper shelf 300mm Lamstat for 1200mm bench	BEUS1200LXXX	£103.00	
B Upper shelf 300mm Norastat for 1500mm bench	BEUS1500NXXX	£116.00	
B Upper shelf 300mm Lamstat for 1500mm bench	BEUS1500LXXX	£129.00	
B Upper shelf 300mm Norastat for 1800mm bench	BEUS1800NXXX	£129.00	
B Upper shelf 300mm Lamstat for 1800mm bench	BEUS1800LXXX	£143.00	
C Light/Tool Rail Support for 1200mm bench	BERS1200XLXX	£54.00	
C Light/Tool Rail Support for 1500mm bench	BERS1500XLXX	£58.00	
C Light/Tool Rail Support for 1800mm bench	BERS1800XLXX	£60.00	
D Fluorescent Light	BELF1200XLXX	£31.00	
E Louvred back panel with pinboard for 1200mm bench	BELO4812ZXXX	£105.00	
E Louvred back panel with pinboard for 1500mm bench	BELO4815ZXXX	£116.00	

Static Dissipative General Purpose Bench Accessories			
Description	Code	Price	
E Louvred back panel with pinboard for 1800mm bench	BELO4818ZXXX	£129.00	
F Worktop service duct for 1200mm bench	BESDWT122XXX	£84.00	
F Worktop service duct for 1500mm bench	BESDWT15XXX	£86.00	
F Worktop service duct for 1800mm bench	BESDWT18XXX	£90.00	
G Post fitted service duct for 1200mm bench	BESDSP12XXXX	£92.00	
G Post fitted service duct for 1500mm bench	BESDSP15XXXX	£95.00	
G Post fitted service duct for 1800mm bench	BESDSP18XXXX	£97.00	
H RCB circuit breaker	BERCBC18XXXX	£60.00	
I Wrist strap with 10mm stud or 4mm banana	BEWRISTRXXXX	£18.00	
Earth/ground lead with 1m ohm resistor	BEEARGROXXXX	£10.00	
Earth/ground lead with 3 pin plug	BEEALEAD3PIN	£17.00	
Insulating strip - required for Worktop Service Ducts	BEEARGROXXXX	£10.00	
Double Data Socket	BEDDSBPXXXX	£29.70	



Premium Height Adjustable Workbenches

- Height adjustable bench suitable for heavy use in assembly, production and engineering
- Adjustable in height from 730mm to 950mm
- Powder coated light grey framework
- Full range of accessories available including drawers, cupboards, shelves, louvre panels and service ducts
- Static dissipative worktops also available - please contact sales for details



Worktop Options

Linoleum Worktop
20mm thick



Size W.D.	Code	Price
900.600	BA7990608LXX	£500.00
1200.600	BA7912608LXX	£567.00
1200.750	BA7912758LXX	£584.00
1500.600	BA7915608LXX	£594.00
1500.750	BA7915758LXX	£626.00
1800.600	BA7918608LXX	£642.00
1800.750	BA7918758LXX	£671.00

Laminate Worktop
20mm thick



Size W.D.	Code	Price
900.600	BA799060PLXX	£491.00
1200.600	BA791260PLXX	£558.00
1200.750	BA791275PLXX	£575.00
1500.600	BA791560PLXX	£585.00
1500.750	BA791575PLXX	£617.00
1800.600	BA791860PLXX	£633.00
1800.750	BA791875PLXX	£662.00





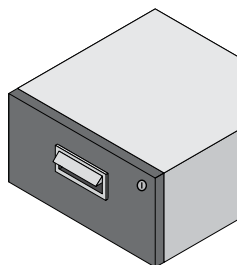
Drawer & Cupboard Front Colour Options

Please add corresponding letters to code



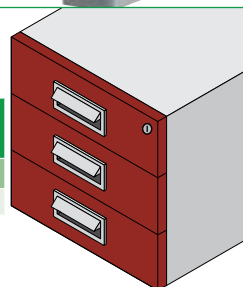
Single Drawer 220 x 420 x 420

Code	Price
BEDR04021	£113.00



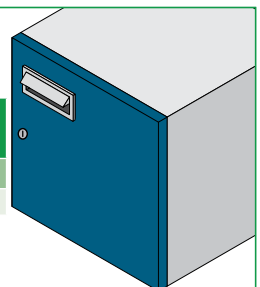
Triple Drawer 435 x 420 x 420

Code	Price
BEDR04043	£194.00



Storage Cupboard 435 x 420 x 420

Code	Price
BECU04041	£113.00



Premium Height Adjustable Bench Accessories

Key	Description	Code	Price
A	760mm Rear Support Posts	BESP7605XXXX	£43.00
A	1180mm Rear Support Posts	BESP1180XXXX	£53.00
B	Upper shelf 300mm Linoleum for 1200mm bench	BEUS12008XXX	£72.00
B	Upper shelf 300mm Laminate for 1200mm bench	BEUS1200PXXX	£68.00
B	Upper shelf 300mm Linoleum for 1500mm bench	BEUS15008XXX	£86.00
B	Upper shelf 300mm Laminate for 1500mm bench	BEUS1500PXXX	£81.00
B	Upper shelf 300mm Linoleum for 1800mm bench	BEUS18008XXX	£103.00
B	Upper shelf 300mm Laminate for 1800mm bench	BEUS1800PXXX	£98.00
C	Light/Tool Rail Support for 1200mm bench	BERS1200XLXX	£54.00
C	Light/Tool Rail Support for 1500mm bench	BERS1500XLXX	£58.00
C	Light/Tool Rail Support for 1800mm bench	BERS1800XLXX	£60.00

Premium Height Adjustable Bench Accessories

Key	Description	Code	Price
D	Fluorescent Light	BELF1200XLXX	£31.00
E	Louvred back panel with pinboard for 1200mm bench	BELO4812XXXX	£100.00
E	Louvred back panel with pinboard for 1500mm bench	BELO4815XXXX	£110.00
E	Louvred back panel with pinboard for 1800mm bench	BELO4818XXXX	£122.00
F	Worktop service duct for 1200mm bench	BESDWT122XXX	£84.00
F	Worktop service duct for 1500mm bench	BESDWT15XXXX	£86.00
F	Worktop service duct for 1800mm bench	BESDWT18XXXX	£90.00
G	Post fitted service duct for 1200mm bench	BESDSP12XXXX	£92.00
G	Post fitted service duct for 1500mm bench	BESDSP15XXXX	£95.00
G	Post fitted service duct for 1800mm bench	BESDSP18XXXX	£97.00



Cost Saver Height Adjustable Workstations

- Height adjustable workstation suitable for general use in assembly, light engineering and laboratories
- Adjustable in height from 730mm to 950mm
- Powder coated dark grey framework
- No more banged knuckles - desk can even be adjusted when positioned flush against a wall
- Removeable adjustment handle
- Does not accept bench accessories

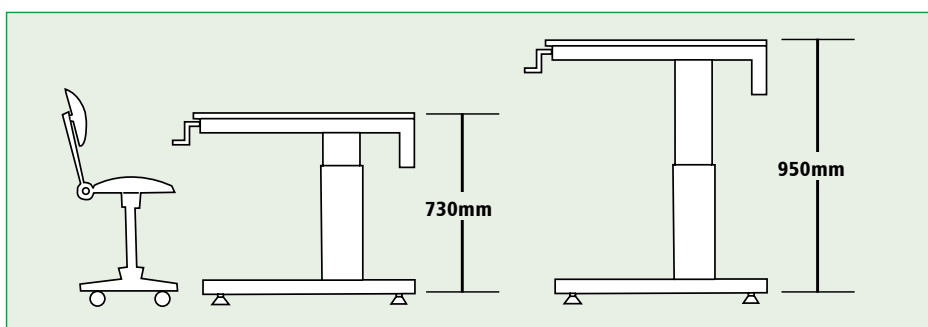


Worktop Options

Laminate Worktop
20mm thick




Size W.D.	Code	Price
DA796060PLXX	£194.00	£216.00
DA791260PLXX	£272.00	£302.00
DA791275PLXX	£283.00	£314.00
DA791860PLXX	£330.00	£367.00
DA791875PLXX	£353.00	£392.00





Stainless Steel Worktables

- Stainless steel worktables are ideal for food preparation, hospitals and any other environment where hygiene is essential
- Easy to clean removable worktops and shelves
- A range of accessories is available including drawers, cupboards and upper and lower shelves
- Adjustable levelling feet for uneven surfaces



Stainless Steel Drawer

Size H.W.D.	Code	Price
150.420.420	BRDRAWERXXXX	£221.00



Stainless Steel Cupboard

Size H.W.D.	Code	Price
1435.420.420	BRCUPBRDXXXX	£225.00



Single Tier Upper Shelf - 300mm High

Size H.W.D.	Code	Price
300.1200.300	BRUS123SXXXX	£128.00
300.1500.300	BRUS153SXXXX	£150.00
300.1800.300	BRUS183SXXXX	£165.00

Double Tier Upper Shelf - 600mm High

Size H.W.D.	Code	Price
600.1200.300	BRUS126DXXXX	£195.00
600.1500.300	BRUS156DXXXX	£212.00
600.1800.300	BRUS186DXXXX	£239.00

Stainless Steel Worktable Only

Size H.W.D.	Code	Price
840.1200.600	BT841260XSXX	£382.00
840.1200.750	BT841275XSXX	£411.00
840.1200.900	BT841290XSXX	£441.00
840.1500.600	BT841560XSXX	£438.00
840.1500.750	BT841575XSXX	£479.00
840.1500.900	BT841590XSXX	£489.00
840.1500.600	BT841860XSXX	£489.00
840.1500.750	BT841875XSXX	£519.00
840.1500.900	BT841890XSXX	£556.00

Stainless Steel Worktable & Lower Shelf

Size H.W.D.	Code	Price
840.1200.600	BT841260JSXX	£510.00
840.1200.750	BT841275JSXX	£546.00
840.1200.900	BT841290JSXX	£577.00
840.1500.600	BT841560JSXX	£584.00
840.1500.750	BT841575JSXX	£634.00
840.1500.900	BT841590JSXX	£644.00
840.1500.600	BT841860JSXX	£643.00
840.1500.750	BT841875JSXX	£685.00
840.1500.900	BT841890JSXX	£722.00



Flat Top Workdesks

- Ideal for paperwork based environments including goods inwards, despatch and assembly areas
- Available with cupboard or open shelves
- Fitted with lockable storage drawer and 2 powder coated adjustable shelves
- Accessories available including backboard, tool clips, extra shelves and mobile bases

Flat Top Workdesk With Security Cupboard

Size H.W.D.	Code	Price
980.920.450	DW989246D	£224.00



Flat Top Workdesk With Open Shelves

Size H.W.D.	Code	Price
980.920.450	DW9892460	£206.00



Sloping Top Workdesks

- Ideal for ease of use as a writing station
- Available with cupboard or open shelves
- Fitted with lockable storage drawer and 2 powder coated adjustable shelves
- Accessories available including backboard, tool clips, extra shelves and mobile bases

Sloping Top Workdesk With Security Cupboard

Size H.W.D.	Code	Price
1100.920.450	DW119246D	£239.00



Sloping Top Workdesk With Open Shelves

Size H.W.D.	Code	Price
1100.920.450	DW119246X	£221.00

Sloping Top Workdesk With Open Shelves

Description	Code	Price
Backboard	DKBACKBDXXXX	£92.00
Tool Clip Kit (Pack Of 6)	BETCLIPXXXX	£17.00
Magnetic Pins (Pack Of 6)	DKMAGPINXXXX	£20.00
Mobile Base With Castors	DKCASTORXXXX	£53.00
Extra Shelf	DKCBDSHFXXXX	£27.00



Drawer & Cupboard Front Colour Options

Please add corresponding letters to code

KXX

Dark Grey

BXX

Dark Blue



Additional Workbench Accessories

Bench Key Guide:

GP - General Purpose Bench - Pages 76 & 77

CL - General Purpose Cantilever Bench - Pages 78 & 79

HDS - Heavy Duty Storage Bench - Pages 82 & 83

SGP - Static Dissipative General Purpose Bench - Pages 84 & 85

SCL - Static Dissipative Cantilever Bench - Pages 86 & 87

PHA - Premium Height Adjustable Bench - Pages 88 & 89

Anti-Static Combi Panel - Louvred/Punched				To suit benches				Code	Price
- For 1200mm Bench					SGP	SCL	PHA	BECP4812ZXXX	£105.00
- For 1500mm Bench					SGP	SCL	PHA	BECP4815ZXXX	£116.00
- For 1800mm Bench					SGP	SCL	PHA	BECP4818ZXXX	£129.00
Anti-Static Floor Mat				To suit benches				Code	Price
- 1200 x 1500mm					SGP	SCL	PHA	BEFLMA15XXXX	£75.00
- 1200 x 2000mm					SGP	SCL	PHA	BEFLMA20XXXX	£124.00
- 1200 x 3000mm					SGP	SCL	PHA	BEFLMA30XXXX	£185.00
Category 2 Light				To suit benches				Code	Price
- 1200mm Long		GP	CL		SGP	SCL	PHA	BEL21200XLXX	£96.00
Combi Panel - Louvred/Punched				To suit benches				Code	Price
- For 1200mm Bench		GP	CL	HDS			PHA	BECP4812IXXX	£100.00
- For 1500mm Bench		GP	CL	HDS			PHA	BECP4815IXXX	£110.00
- For 1800mm Bench		GP	CL	HDS			PHA	BECP4818IXXX	£122.00
Cupboards & Drawers - 560.420.420				To suit benches				Code	Price
- Three Drawers		GP	CL	HDS	SGP	SCL	PHA	BEDR04053	£215.00
- Single Drawer & Cupboard		GP	CL	HDS	SGP	SCL	PHA	BEDC04052	£181.00
Storage Cupboard		GP	CL	HDS	SGP	SCL	PHA	BECU04051	£123.00
Cupboards (Mobile) - 685.420.420				To suit benches				Code	Price
- Three Drawers		GP	CL	HDS	SGP	SCL	PHA	BEDR04053	£232.00
- Single Drawer & Cupboard		GP	CL	HDS	SGP	SCL	PHA	BEDC04052	£196.00
- Storage Cupboard		GP	CL	HDS	SGP	SCL	PHA	BECU04051	£131.00
Height Adjustable Leg Inserts				To suit benches				Code	Price
- Pack Of 4		GP			SGP			BEHADJLIXXXX	£39.00
Notice/Pinboard				To suit benches				Code	Price
- For 1200mm Bench		GP	CL	HDS			PHA	BENP4812XXXX	£68.00
- For 1500mm Bench		GP	CL	HDS			PHA	BENP4815XXXX	£74.00
- For 1800mm Bench		GP	CL	HDS			PHA	BENP4818XXXX	£78.00
RCB Circuit Breaker				To suit benches				Code	Price
- Circuit Breaker		GP	CL	HDS	SGP	SCL	PHA	BERCBCIBXXXX	£60.00
Shelf Backstop - 50mm Deep				To suit benches				Code	Price
- For 1200mm Bench		GP	CL	HDS	SGP	SCL	PHA	BESB1200XLXX	£18.00
- For 1500mm Bench		GP	CL	HDS	SGP	SCL	PHA	BESB1500XLXX	£22.00
- For 1800mm Bench		GP	CL	HDS	SGP	SCL	PHA	BESB1800XLXX	£26.00

Cupboard Door Colour Options

Please add corresponding letters to code

KXX

Dark Grey

BXX

Dark Blue

GXX

Green

RXX

Red

Mobile Cupboard Front Colour Options

Please add corresponding letters to code

KMX

Dark Grey

BMX

Dark Blue

GMX

Green

RMX

Red



Additional Workbench Accessories

Bench Key Guide:

GP - General Purpose Bench - Pages 76 & 77

CL - General Purpose Cantilever Bench - Pages 78 & 79

HDS - Heavy Duty Storage Bench - Pages 82 & 83

SGP - Static Dissipative General Purpose Bench - Pages 84 & 85

SCL - Static Dissipative Cantilever Bench - Pages 86 & 87

PHA - Premium Height Adjustable Bench - Pages 88 & 89

Storage Bin Rails		To suit benches						Code	Price
- For 1200mm Bench		GP	CL	HDS	SGP	SCL	PHA	BESTBR12XXXX	£41.00
- For 1500mm Bench		GP	CL	HDS	SGP	SCL	PHA	BESTBR15XXXX	£49.00
- For 1800mm Bench		GP	CL	HDS	SGP	SCL	PHA	BESTBR18XXXX	£57.00
Storage Boxes - Anti-Static		To suit benches						Code	Price
- 100.90.55 - Single Compartment		GP	CL	HDS	SGP	SCL	PHA	BESB90551XXX	£3.00
- 100.90.55 - Double Compartment		GP	CL	HDS	SGP	SCL	PHA	BESB90552XXX	£3.00
- 100.160.75 - Single Compartment		GP	CL	HDS	SGP	SCL	PHA	BESB6075XXXX	£4.00
- 100.160.125 - Single Compartment		GP	CL	HDS	SGP	SCL	PHA	BESB6025XXXX	£8.00
Storage Drawer Dividers - Front To Back		To suit benches						Code	Price
- 100.610 Pack Of 6				HDS				ED100FTB2XXX	£39.00
- 150.610 Pack Of 6				HDS				ED150FTB2XXX	£61.00
- 200.610 Pack Of 6				HDS				ED200FTB2XXX	£70.00
Storage Foam Drawer Liners - 5mm		To suit benches						Code	Price
- 615.610				HDS				EL615610XXX	£18.00
Storage Drawer Sub Dividers - Side To Side		To suit benches						Code	Price
- 100.125 Pack Of 6				HDS				ES1001252XXX	£14.00
- 150.125 Pack Of 6				HDS				ES1501252XXX	£15.00
- 200.125 Pack Of 6				HDS				ES2001252XXX	£17.00
- 100.200 Pack Of 6				HDS				ES1002002XXX	£14.00
- 150.200 Pack Of 6				HDS				ES1502002XXX	£23.00
- 200.200 Pack Of 6				HDS				ES2002002XXX	£25.00
- 100.275 Pack Of 6				HDS				ES1002752XXX	£16.00
- 150.275 Pack Of 6				HDS				ES1502752XXX	£26.00
- 200.275 Pack Of 6				HDS				ES2002752XXX	£29.00
Tool Clips		To suit benches						Code	Price
- Pack Of 6		GP	CL	HDS	SGP	SCL	PHA	BETCLIPSXXXX	£17.00
Tool Rails		To suit benches						Code	Price
- 1200mm Long With Sliding Hooks		GP	CL	HDS	SGP	SCL	PHA	BETR1200XLXX	£69.00
- 1500mm Long With Sliding Hooks		GP	CL	HDS	SGP	SCL	PHA	BETR1500XLXX	£80.00
- 1800mm Long With Sliding Hooks		GP	CL	HDS	SGP	SCL	PHA	BETR1800XLXX	£90.00
- Extra Roll Wheels For Tool Rails		GP	CL	HDS	SGP	SCL	PHA	BEEEXROWHXLXX	£8.00
Spring Tool Balance		To suit benches						Code	Price
- Max Load 2kg		GP	CL		SGP	SCL	PHA	BESPRBALXLXX	£55.00