



Storage Direct Project Section

	Display Shelving Projects	Page 311
	Assembly & Workflow Projects	Page 312
	Point of Sale & Parts Storage	Page 313
	Work Benches & Stations	Page 315
	APEX Pallet Racking Projects	Page 316
	Linspace Multi-Tier Projects	Page 318
	Carton Live Storage	Page 319
	Push Back / Pallet Live Racking	Page 320
	Racking & Warehouse Labelling	Page 321
	Mezzanine Floor Projects	Page 322
	Office Partitioning Systems	Page 324
	Suspended Ceiling Projects	Page 325

SD Projects

The SD Projects section is where we have brought together all of the products we offer that require more in depth analysis and an individual service tailored to your needs. These are predominantly larger projects such as completely refitting a new warehouse, storage equipment for the relocation of your premises, creating space and streamlining your current production and storage methods or even just an upgrade of your current storage and handling equipment. Whatever your needs Storage Direct can help you.

The SD logo is your guarantee of quality and value for money. Storage Direct have been supplying high quality products to the storage and handling market for over 17 years. This has given us years of experience helping our customers use space more effectively, making storage systems work harder and handling processes more efficient. This experience allows us to create the ideal storage solution for your needs.

Here at Storage Direct we are always looking for interesting new products that have been developed and can supply a more cost effective solution to all of your storage and handling needs. We check to see if these solutions are up to the high standards of Storage Direct before they join the catalogue.

A few examples of new products for this year are illustrated to the right. However, whilst we have a wide and varied range of products in the catalogue, if you are looking for a specific solution and can not find what you are looking for within this issue then please give us a call.

Point of Sale Systems



Parts Storage Systems



Multi Tier Shelving Systems



i

Call Now

For advice and solutions to all your storage and handling needs



Shop and Display Shelving

- The collective solution for clear purposeful design and efficient merchandising
- The ideal retail solution for major supermarket installations through to small independent stores or departments
- The superb design and exceptional quality of the system simplifies the planning and installation of the optimum retail environment
- Easily reconfigured without the need for tools
- A wide range of styles and accessories tailored to suit your specific needs
- Quite possibly the most comprehensive modular retail shelving and display system available from a single supplier



Call Now

To discuss your needs with one of our trained advisors



Assembly, Work and Material Flows

We can provide the ultimate in stand alone bespoke workstations through to complete assembly line solutions

Streamlined assembly - Assembly workflows can be brought to a new level.

Whether connecting single workspaces or conducting systematic one-piece workflows, everything is possible

- Mini-roller rails for track widths of 300 and 400mm, running both at the front and back of the assembly area, serve to connect the workplaces
- The working height of the table area is fully adjustable with the option of electrical adjustment available
- The height of shelving, swivel arms and accessories is adjustable at 42mm increments thanks to the unique slotted superstructure supports
- The individual basic modules meet the needs of a versatile transport system – corners and curves also enable the work piece holder to be turned through 90 degrees
- Mechanical stoppers serve to secure the work piece holders at assembly station
- Transport at a number of levels enables the work piece holder to be returned to the start of the assembly line
- The modular superstructures are available in the widths of 625, 1000 and 1250mm
- Most attachments such as shelving, bin rails, back panels and frames can be mounted or adjusted without tools
- ESD versions are available for static sensitive applications



Call Now

To discuss your needs with one of our trained advisors



META Systems, in conjunction with Storage Direct, offer practical equipment concept for retail and trade counters.

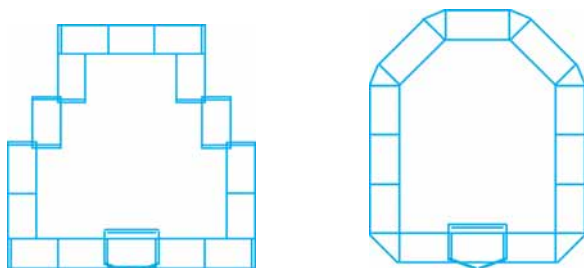
- Changes in shopping habits demand new and improved store layouts
- META Retail Shelving Systems allow more freedom to amend retail surroundings in form and colour to provide an environment where products and buying become more enjoyable.
- META Systems can work alongside you to analyse, advise, design, deliver and assemble retail systems to suit both the customers, the architect and the retail planner:



Call us now for your retail solution



- Example of use: 1. Counters with swing door



Swing-door bay width: 800 - 1300 mm



- Example of use: 2. Counters without swing door





Ideal Presentation for Better Sales!

META Systems, in conjunction with Storage Direct, can offer retail parts storage systems to improve the presentation and display of parts prior to purchase. Typically the final decision to purchase is made by the customer at the point of sales.

META Systems can provide the correct shelving and storage systems to help your business succeed and – improve your presentation techniques.



Typical applications: -

- Tool & machinery outlets
- Wholesalers
- Plumbers & builders merchants



Better presentation means that you will also always have the right solution in stock!



Ergonomic Modular & Cantilever Workbench Systems

Designed for use in today's modern production and assembly environments, these definitive workbench systems, developed over more than twenty years, provide a high quality flexible working environment that match even the most demanding of applications

A modular workbench such as our TPH series workbench with shelf is very flexible due to the extensive range of accessories available. It can easily be adapted to various applications in production, assembly, repair, test and R&D areas or in a warehouse for packing and dispatching. It is also a suitable worktable for administration in technical and rugged environments.

- **Modular** - Our 4 legged workbench is capable of accepting accessories and extensions even after the bench has been assembled and in use. An upper shelf comes as a standard accessory with every TPH workbench.
- **Height adjustable** - Standard feature. The work top is easily adjusted and can be set anywhere between 650mm and 900mm on a sliding scale.
- **Extendable** - The workbench can be standalone or used with either line or corner extensions to create a more flexible work environment.



Our ergonomic cantilever workbenches have been designed to combine both operator and production requirements comfortably and efficiently.

Easy height adjustment and flexibility allow each workstation to be adjusted individually if required. Flexibility can be measured in cost savings when layouts have to be changed.

These workbenches can also be supplied to ESD protected specification for the electronic industry.

- **Height adjustment** - 3 ways to adjust the worktop height between 700mm and 1100mm. First option is motorized adjustment taking no more than 19 seconds to raise the work surface from the lowest point to the highest point. Second option is by turning a hand crank that hides away under the workbench once the desired height has been set. Third option is by allen key simply loosening eight retaining bolts, setting the height and tightening them up again.
- **Ergonomic accessories** - Wide range of accessories available, such as adjustable shelves; bin rails and LCD screen arms reducing unnecessary operator movement when working at the workbench. The ergonomic design also adds better lighting and personal space for the operator.

- **Extendable** - Like our standard units, the cantilever workbench can be a standalone bench or have extensions attached to it. Two types of extensions are available. One extension type is a side worktop. Side worktops extend the length of a work surface up to 400mm on both sides and thus allow more working space within easy reach of the operator. Another extension type is a corner workbench that allows the creation of a U shaped (horse shoe) or L shaped layouts thus creating even more workspace for an operator than with an side extension.
- **Durable** - Our cantilever workbenches can take weight loads of up to 250 kg by using 25 mm thick laminated particle board with ABS finished edges as a worktop, and a frame made of square steel tube with epoxy powder finish. The legs are made of aluminium profiles.



We are showing just a selection of the extensive range of modular workbenches here. Please call us for more details or to arrange a visit to discuss your requirements in more depth



ADJUSTABLE PALLET RACKING



APEX Pallet Racking

Best design, widest range,
keenest prices.....

We'll plan it, deliver it and build it....



Apex Pallet Racking is designed and manufactured using the latest techniques. A damaged upright can often be replaced without the need for a whole new end frame. The beams are designed to lock into the uprights so that the overall strength and rigidity increases as weight is added.



Call Now

Our trained technical advisers are always ready to help

CARTON LIVE STORAGE




NARROW AISLE PALLET RACKING



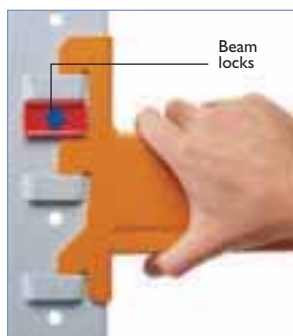


Providing the storage needs of Industry throughout the UK

HIGH BAY RACKING



For added safety beam locks at every level



The Universal Racking System

Unlimited versatility with a wide choice of upright heights and beam lengths, APEX Pallet Racking offers unbeatable flexibility. Add an extensive range of fittings and accessories and you can create a complete storage and retrieval system.

PALLET LIVE STORAGE



DRIVE THROUGH BAYS



Storage Bays & Containers

Shelving & Accessories

Racking & Warehouse Equipment

Storage Cabinets, Lockers & Closets

Manual Handling Containers & Pallets

Mobiles, Trucks & Trailers

Workbenches, Workbenches & Tool Storage

Office Furniture & Storage

Health & Safety, Waste & Environmental

Access Products

Apex Longspan



Linspace Multi Tier - the total storage solution

No other shelving system in the world has all the features of Linspace



Linspace is the most complete and flexible storage system available.

Its unique features and totally modular format gives you virtually unlimited storage options.

Linspace grows and develops to match your changing needs

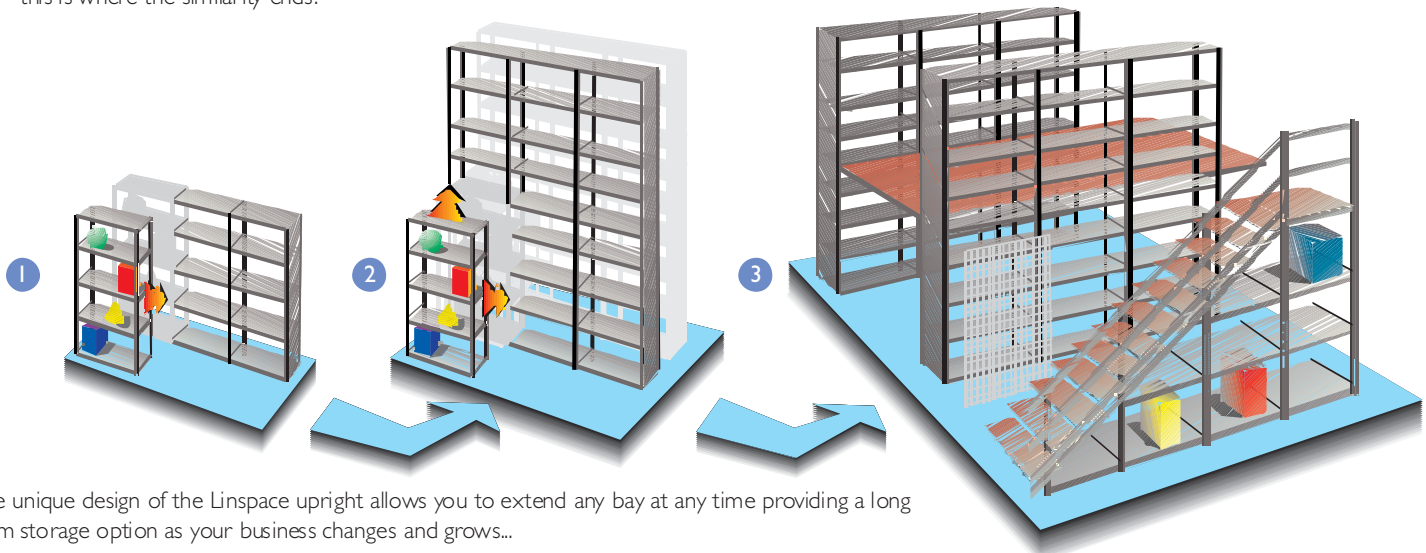
From a starter bay plus a few add-on bays, your Linspace system can grow in any direction at any time. Sideways, backwards, upwards, next month, next year – it's always your choice. No compromises, no wasted investment.

We're here to help...

Whether you just need advice, or a fully planned warehouse, our expert advisers are always pleased to hear from you.

Using Linspace increases the options offered quite dramatically

- 1 A number of adjustable shelving systems use an Initial Bay from which you can then build on additional bays. Indeed this principal is also used by Linspace however this is where the similarity ends.
- 2 Now instead of just adding bays in one direction, with Linspace you can add in any direction – sideways – backwards and upwards...
- 3 Our advisors are on hand with the latest design facilities, to help at each stage - Linspace the complete integrated multi-tier storage system...



The unique design of the Linspace upright allows you to extend any bay at any time providing a long term storage option as your business changes and grows...

Carton Live Storage for fast picking operations

Combined with bulk storage pallet racking or pallet live storage, it lets you hold stock in bulk, split it down into manageable amounts, then deliver it directly for order picking. Gives you the speed and versatility for just-in-time working practice.



- Reduce floor area for picking by 30% and speed up picking by up to 4 times
- FIFO flow system for easier replenishment and order processing
- Shallow, deep and adjustable trays
- Up to 3m clear entry, up to 5.5m deep
- 33.33mm roller pitch for excellent carton support
- Track load capacity 50kg per pair
- Roller load capacity 12kg static, 8kg dynamic
- Onload and braking plates
- Tray and roller options for faster picking or placing

Unbeatable flexibility and reliability

A comprehensive choice of options to build a system to your needs.

Cartons or tote boxes?

Carton Live Storage works equally well with good quality cartons or our range of moulded plastic containers, detailed on pages 122 to 125.

Track you can trust

The unique design and precision manufacture of the Carton Live Storage track makes sure that it won't open, even under heavy loads.

Drop-out trays for easy picking

In addition to the standard self supporting beds with end stops, you can also have beds with a choice of three drop-out configurations.



Beds with end stop



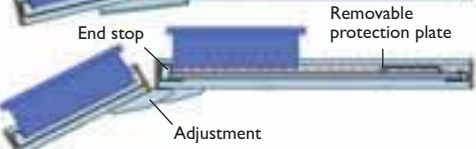
Beds with drop-out tray 5°



Beds with drop-out tray 15°



Beds with adjustable drop-out tray 0/30°



Choice of drop-out tray options



We can help you plan a system to suit your individual requirements.

Pallet Live Storage – increase existing warehouse capacity up to 50%

Pallet Live Storage saves space and makes more efficient use of manpower and lift truck capacity



Pallet Flow

First In First Out (FIFO)

Lanes can be any length from two up to 25 pallets deep and can be used for picking, storage, buffer or despatch applications. Ambient, chill and deep freeze applications can all be accommodated. Safety is paramount, with last pallet separators and speed controllers.




Extremely cost effective dense storage

Push Back

Last In First Out (LIFO)

Roller or trolley based depending on the type of pallet you use. Lanes can be up to four pallets deep – and the system is suitable for ambient, chill and deep freeze applications.



Linked Trolley System

See Pallet Racking – page 68



Free planning

Just give us a call and one of our trained advisers will help you plan your storage area





Create an ordered and organised warehouse environment with our Warehouse Labelling systems

The management of a modern warehouse requires clear and precise identification that can be quickly and easily understood by all concerned. Storage Direct offers you specialist help in producing ID Labels that can not only assist in creating the right design for you, but can also advise on the best material, manufacture, and also offer a professional installation service carried out with the minimum of disruption.

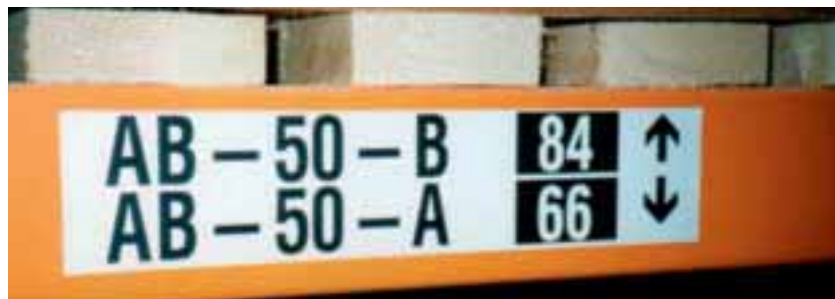
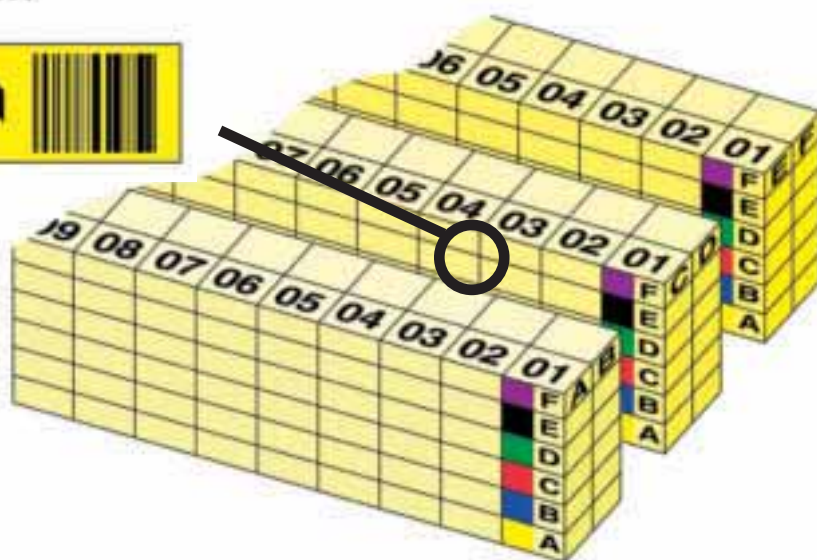
Our range of labels include standard code labels, printed barcodes, colour coded labels, upright colour markers plus many more.

The choice of material is important and to this end we are able to offer a whole range of materials to suit your application right from standard vinyl labels, Magnetic Labels through to specialist cold store labels.

RACK BAY LEVEL POSITION



- Design, manufacture and installation of ID labels
- Custom printed labels to your design
- Barcode labels
- Colour coded labels available
- On-site consultations
- Installed by our project teams



Adding colours can also aid locating specific locations

We offer a free on site consultation service provided by Project Managers, who will design a labelling solution to meet your particular system requirements. To book your consultation please call us.

If you already know your requirements – then contact us for a quotation with the following data;

- Quantity of labels/Number of locations
- Typical code
- Colour requirement

Our installation teams are supervised by a Project Manager who is onsite for the duration of the installation. The Project Manager will liaise with the client throughout to ensure that a professional, quality service is provided.



A wide variety of base materials are available for the manufacture of hard wearing code labels including:

- Coloured Vinyl's
- Polypropylene
- Deep Freeze
- Magnetic
- PVC
- Styrene



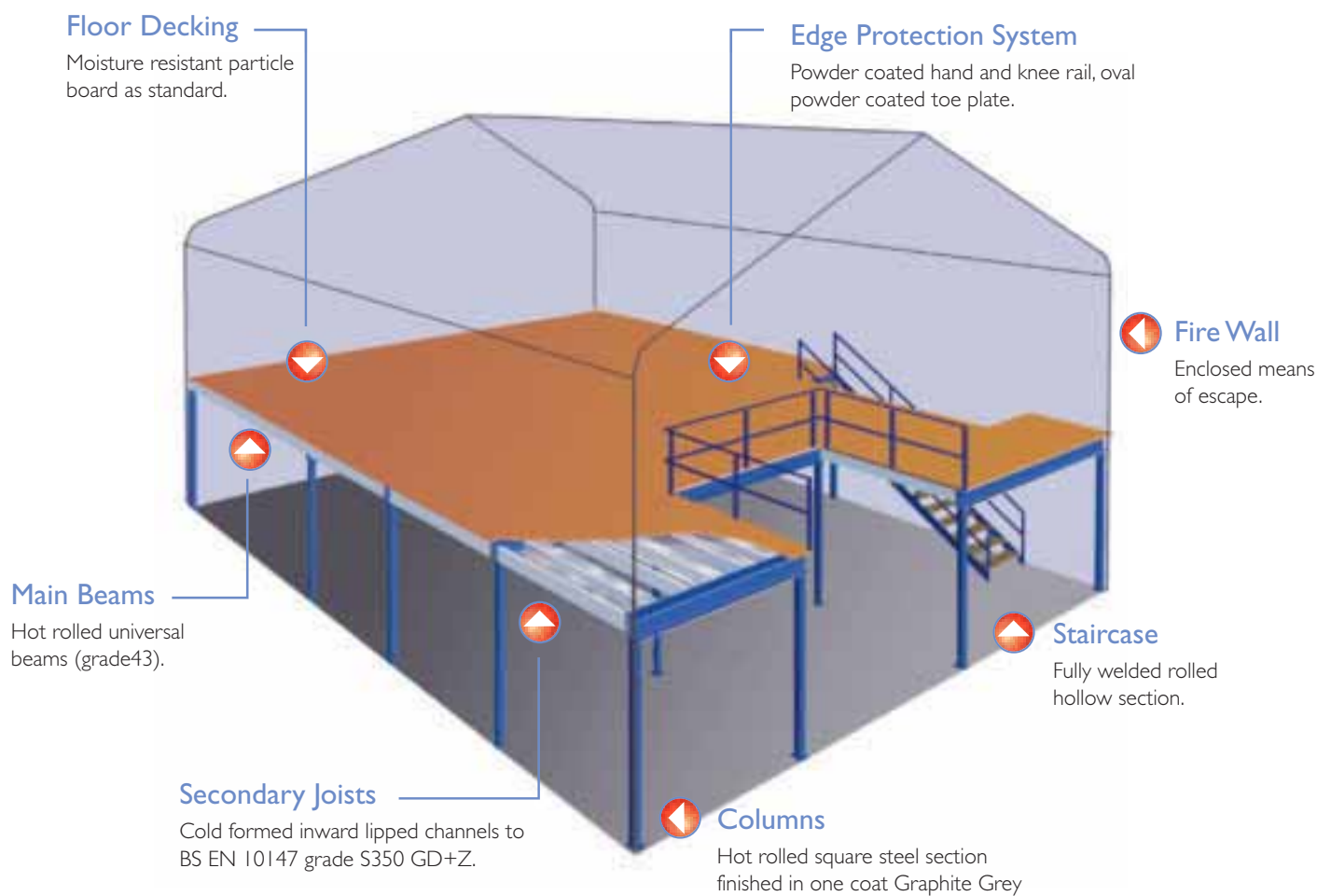
Mezzanine Floors

By making the most efficient use of space you already have, we can help your business operate as efficiently as possible and combat the rising costs of rent, rates and even relocating

- High specification, low cost solution to your space problem
- Quality and attention to detail
- Various mezzanine floor system options available depending on application and site requirements



Just one example of the type of mezzanine systems that we can offer



Just call our help line for more information



Designed to work for your business

If any of the following apply to you, contact one of our trained advisers who will be more than willing to help

- Expanding production capacity
- Improving operating efficiency
- Creating additional office space
- Enlarging retail or display areas
- Increasing your storage facilities
- Cutting operating costs



Creative use of space

Whatever the application Storage Direct delivers the most cost effective solution to any space problem, without the cost and hassle of moving.

When you weigh up the options available, we are confident that you will not consider an alternative solution.



Call our help line for details NOW

Making space in style



Scion



Ovation



Vitrage



Wallstore & Operable Walls

Office Partitioning

This leading brand of high quality partitioning products is available through Storage Direct

Scion

Combines the visual appeal and luxurious finish of natural wood with the flexibility and performance of a contemporary partition system.

Ovation

State-of-the-art design. This system's styling provides gently radiused upright posts and door frames with a choice of recessed or flush skirting.

Vitrage

By combining function with the clear, aesthetic benefits of silicone glazing Vitrage provides an office divide that allows unhindered vision while still maintaining the privacy of individual offices.

Fire & Sound

Highly versatile and re-locatable. Designed for use in both general office and light industrial areas this system is constructed from steel, aluminium and plastic profiles.

Flexplus

A cost effective and versatile system; for use in office environments where a simple, practical office divide is required. The system is fully demountable and re-locatable.

Wall Store

A simple but very effective concept provides compact and streamlined storage which can be used as both free standing room dividers or as partition walls for cellular offices.

Operable Walls

Quality engineered, moveable partitions that provide effective space management.

Washroom

A range of products that offer a solution to all washroom designs, which includes toilet cubicles, vanity units, panelling and duct systems. Designed for speedy and easy installation, all washroom products are supplied ready for immediate fitting and also come complete with all necessary fixtures and fittings.

Accessories

To complement our partition systems we offer glass, venetian blinds, Tenon ironmongery and applied manifestation/film as part of the portfolio.



Suspended Ceilings and Lighting

Ceiling systems and luminaires that provide a solution for all commercial interior projects

A comprehensive range of suspended ceiling tiles, grid and ancillary products is now available through Storage Direct. All of the well-known brands from industry leading manufacturers are available including Armstrong, Burgess, Danoline, Ecophon, OWA, Rockfon, SAS and USG.

Solutions to meet demanding performance briefs are available including HTM60 for health care buildings and BB93, acoustic design for educational establishments, backed up by extensive testing by leading manufacturers.

Access panels, fire barriers, acoustic insulation and fixings complete the portfolio, providing a complete system offer for all type and scale of projects.

High Quality Lighting

The ceiling systems are complemented by an extensive selection of light fittings, which includes recessed and surface luminaires, downlights, uplighters and the latest easy to install, time saving "plug & go" luminaires.

Energy saving and emergency lighting options are available, as well as louvres and carefully designed optics to satisfy the requirements of the latest LG3/LG7 guidance and BSEN 12464 standard.

Armstrong

OWA

Burgess

danoline

Ecophon

USG

Rockfon
ACTIVATE YOUR CEILING

Comprehensive Choice

Ceiling systems are available in all configuration formats and material types including:

System Formats

- Exposed Tee
- Concealed Zed
- Spring Tee
- Plank
- Clip In
- Modular Pan

Material Types

- Mineral fibre
- Glass fibre
- Gypsum
- Metal



Our technical staff are always ready to help



Installation Made Easy...

Whether you are purchasing one of our many products from the catalogue, or via our on-line store, we like to make it easy for you to deal with us. That's why, when on the occasion that you need more help, whether with the design or installation of products or systems, we like to make this process easy as well.

If you want advice or assistance in laying out a new storage facility, upgrading or adding to an existing installation, providing protection for your staff or stock in vulnerable areas, move product about more efficiently, store or archive documents or drawings, provide extra warehouse office accommodation or simply improve your operations, then we are here to guide you through the initial planning stages.

We will visit your facilities and get a better understanding of your requirements, provide you with technical information, create an effective design if necessary, and provide a cost estimate for both the necessary equipment and its installation.

Once the product specification, cost estimates and project timings have been agreed then we can assist with programming the work and completing the installation of the equipment. Just give us a call now and then we can arrange an appointment to start the whole process off. We look forward to being of service...

