



SMOKING SHELTERS

**Frame Colours**

For required shelter colours please add corresponding suffix to product code

- Dark Blue (BXX)
- Light Grey (LXX)
- Green (GXX)

**FROM
£2011**

Traditional Smoking Shelters

- ✓ Robust all-weather construction
- ✓ Ventilated areas allow the rapid dispersal of cigarette fumes
- Powder coated steel frame with transparent perspex or perforated steel panels
- Adjustable feet for on-site positioning
- Parabolts for surface mounting to concrete included, must be bolted to 250mm thick concrete for stability
- Installation service available - please call us

Perch Seats

- Sloping seats add comfort to your shelter
 - 900H x 1150W x 300Dmm
 - Must be bolted to the ground


Stainless Steel Perch

REF SSSPSETZXX PRICE £232.00

Powder Coated Mild Steel Perch

REF SSPAPSETZLXX PRICE £143.00

Lighting Units



Fluorescent
Lighting Unit

SSFLGHTZXX
PRICE £100.00



Bulkhead
Lighting Unit

SSBHLGHTZXX
PRICE £107.00

Clear Perspex Sides

HEIGHT	DIMENSIONS (mm)			ORDER REF	PRICE
	WIDTH	DEPTH			
2100	2450	1900		SS212419X	£2163.00
2100	2450	2500		SS212425X	£2545.00
2100	3060	1900		SS213019X	£2448.00
2100	3060	2500		SS213025X	£3220.00

Perfo Steel Back & Clear Perspex Sides

HEIGHT	DIMENSIONS (mm)			ORDER REF	PRICE
	WIDTH	DEPTH			
2100	2450	1900		SS212419P	£2011.00
2100	2450	2500		SS212425P	£2369.00
2100	3060	1900		SS213019P	£2274.00
2100	3060	2500		SS213025P	£3028.00

Wall Mounted Smoking Shelters



Small Shelter

- Provides cover for 2-3 smokers
- Size 1000H x 2000W x 1120Dmm
- Frame made from powder coated mild steel
- Roof and sides made from translucent polycarbonate panels to provide UV protection
- Supplied flat-packed for easy on-site assembly. Simply bolts to a suitable wall

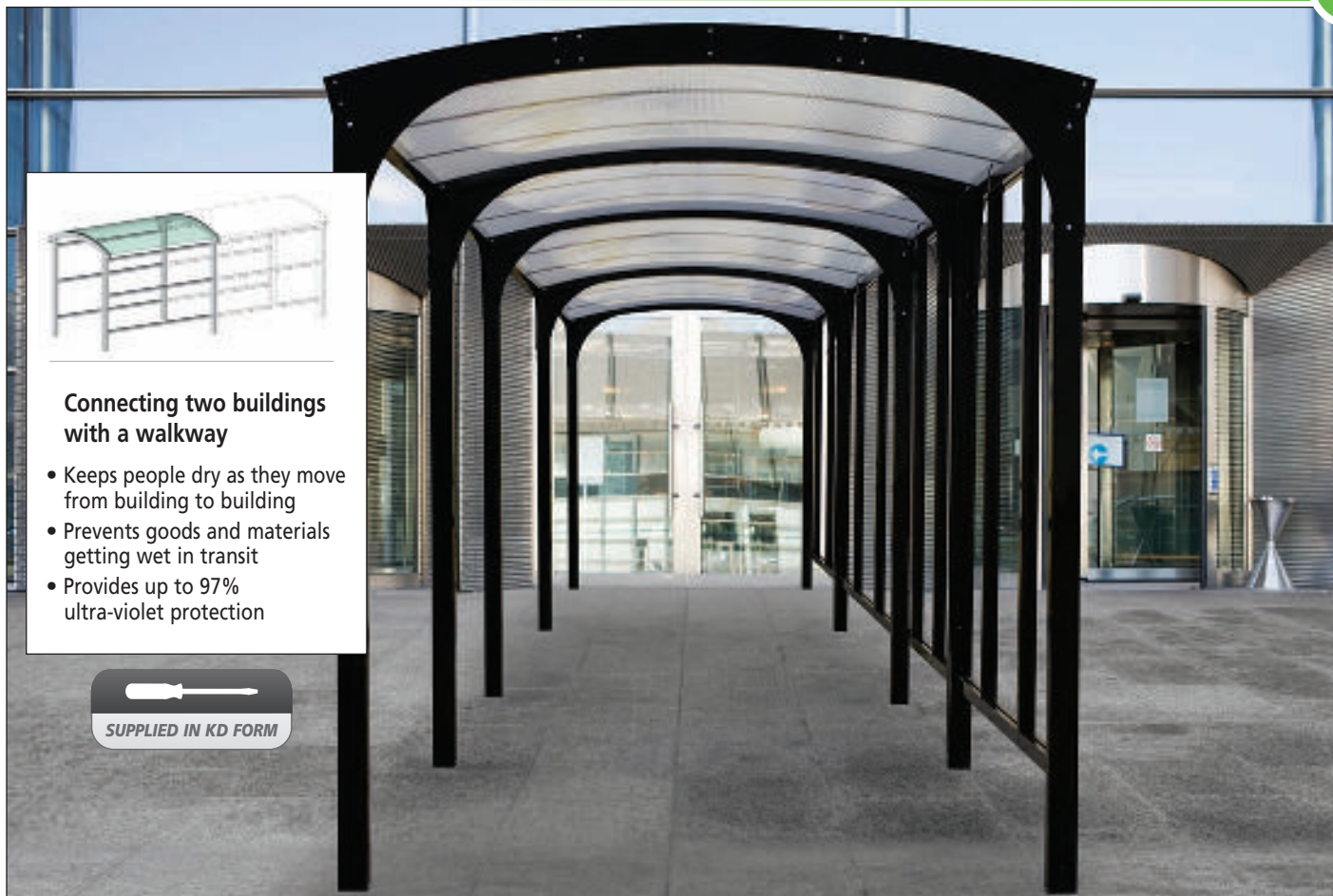
REF SS102011WM2 PRICE £454.00



Large Shelter

- Provides cover for 6-8 smokers
- Size 2300H(max) x 3000W x 1900Dmm
- Stylish curved roof, made from UV resistant opaque polycarbonate mounted on steel frame
- All metal parts powder coated for weather resistance
- Mounts by being bolted to the wall on one side, with supporting legs being bolted to the ground on the other

REF SS241930CWM PRICE £757.00



Connecting two buildings with a walkway

- Keeps people dry as they move from building to building
- Prevents goods and materials getting wet in transit
- Provides up to 97% ultra-violet protection

 SUPPLIED IN KD FORM

Frame Colour Options

For required frame colours please add following suffix to product code

■ Black(AX) ■ Silver(SX)

UNIT	DESCRIPTION	DIMENSIONS H x W x L (mm)	ORDER REF	PRICE
WALKWAY	ROOF ONLY	2330 x 2000 x 3000	SWV3000MIR	£1377.00
	ROOF & ONE SIDE	2330 x 2000 x 3000	SWV3000MI1	£1835.00
	ROOF & TWO SIDES	2330 x 2000 x 3000	SWV3000MI2	£2294.00
EXTENSION	ROOF ONLY	2330 x 2000 x 3000	SWV3000MER	£1009.00
	ROOF & ONE SIDE	2330 x 2000 x 3000	SWV3000ME1	£1468.00
	ROOF & TWO SIDES	2330 x 2000 x 3000	SWV3000ME2	£1927.00

Freestanding Walkways

✓ A stylish free-standing walkway ideal for connecting two buildings

- Constructed with a curved roof made from UV resistant polycarbonate panels mounted on a powder coated steel frame
- Optional side panels made from tough clear perspex for improved weather protection, can be mounted on either side
- Must be bolted to 250mm thick concrete (fixings included)
- Delivered in knock-down format for easy handling to site
- Available in three metre lengths in a choice of two colours
 - Ideal for use within schools, colleges, universities, hospitals and office buildings

Wall Mounted Walkways

✓ Simple & effective modular walkway that fastens to the side of a building


- Modular design in 3m lengths
- Stylish curved roof comes as standard, made from UV resistant opaque polycarbonate mounted on steel frame
 - Optional side panels made from tough clear Perspex for improved weather protection
 - All metal parts powder coated for weather resistance
 - Delivered in knock-down format for easy handling to site
 - Framework available in a choice of three colours

Frame Colour Options

For required frame colours please add following suffix to product code

■ Light Grey(LXX) ■ Dark Blue(BXX) ■ Green(GXX)

UNIT	DESCRIPTION	DIMENSIONS H x W x L (mm)	ORDER REF	PRICE
WALKWAY	ROOF ONLY	2400 x 1900 x 3000	SWM241930MR	£757.00
	ROOF & SIDE	2400 x 1900 x 3000	SWM241930MS	£1630.00
EXTENSION	ROOF ONLY	2400 x 1900 x 3000	SWM241930ER	£707.00
	ROOF & SIDE	2400 x 1900 x 3000	SWM241930ES	£1478.00



 SUPPLIED IN KD FORM



LITTER BINS

FACILITY MANAGEMENT

Colourful waste control!

TARDIS
RN0006R
£145

PLASTIC LINER

SOLAR
RN0009G
£157SONIC
RN0008T
£116CIRRUS
RN0011G
£111SPACEBIN
RN0004R-GAL
£114

Mainline Bins

✓ Designed for use in industrial and public areas

- Manufactured from strong medium density polyethylene
- Fully weather resistant
- Hygienic and easy to clean
- Fitted with galvanised steel liner (except Tardis which has plastic liner)
- Easily removable lids
- Screen printed "TidyMan" logo

Mainline & Service Bins

BIN DIMENSIONS (mm)

Tardis	1025H x 375W x 345D
Solar	960H x 570 Dia
Sonic	730H x 555 Dia
Cirrus	960H x 570 Dia
SpaceBin	1040H x 600 Dia
SpaceSava2	990H x 432W x 432D
Nova	1010H x 560W x 470D
SpaceSava1	990H x 432W x 432D
Nimbus	1000H x 480 Dia

SPACESAVA2
RN0013Y
£80NOVA
RN0007Y
£140SPACESAVA1
RN0012Y
£99NIMBUS
RN0003Y
£82

Service Bins

✓ Industry, pedestrian areas, fast food outlets and other high traffic areas

- Yellow medium density polyethylene
- Removable lids
- Supplied without liner, except Nova (see below)

Slot Top Nova

- features a tamper-proof lockable lid, and black plastic liner

Open Top Bins



Square

610H x 360W x 360Dia mm

REF RN0002Y
PRICE £48.00

Circular

580H x 330Dia mm

REF RN0001Y
PRICE £48.00

Wall Mount Bins



Apollo

640H x 455W x 365Dia mm
with plastic linerREF RN0005K
PRICE £130.00

Orbit

540H x 375W x 280Dia mm
(no liner)REF RN0010T
PRICE £72.00



Modular Cycle Shelters

- ✓ Low cost self assembly kits
- ✓ Extendible by 2.2 metre extension units

- Each unit holds up to 6 cycles
- Also suits scooters & motorbikes
 - 50mm tubular steel frame, galvanised for weather resistance
 - 4-point ground fixing
- Translucent polycarbonate roof
- Sides in clear 8mm acrylic or green polyester powder coated steel
- Add extension bays as required
- Order cycle racks separately




Modular Cycle Shelters

DESCRIPTION	DIMENSIONS H x W x D (mm)	COLOUR	ORDER REF	PRICE
STARTER UNIT	2100 x 2200 x 2200	GREEN	MS800	£1636.00
EXTENSION UNIT	2100 x 2200 x 2200	GREEN	MS801	£935.00
STARTER UNIT	2100 x 2200 x 2200	CLEAR	MS800C	£1695.00
EXTENSION UNIT	2100 x 2200 x 2200	CLEAR	MS801C	£995.00
6 CYCLE FLOOR RACK	MOUNTS TO SHELTER FRAME	STEEL	B134V	£143.00

Cycle Racks

- ✓ Wall and floor mounting designs
- ✓ Galvanised steel for long term external use
- ✓ Excellent value



Adjustable Wall Rack

- Individual wall-mount units
- Adjustable angle of storage 0-180°
- Suits all types of tyre up to 50mm
- Easy installation with just two screws
 - 330H x 80W x 210Dmm

DESCRIPTION	ORDER REF	PRICE
SINGLE ADJUSTABLE RACK	BO49Q	£25.00
PACK OF THREE RACKS	BO49S3	£68.00



Universal Floor / Wall Racks

- Holds 2 or 5 cycles at staggered heights
 - Self supporting on floor or may be bolted to suitable wall
- For city and mountain type bikes with tyres from 35mm to 50mm
 - Strong and rigid framework
- Robust 16mm dia support bars (490H x 390Dmm) fixed at 90° angle



B127V
£46

SUITABLE FOR FLOOR
OR WALL MOUNTING

DESCRIPTION	ORDER REF	PRICE
2-BIKE RACK, 500mm LONG	B127V	£46.00
5-BIKE RACK, 1600mm LONG	B129V	£95.00



4-Cycle Wall Racks

- 90° wall mounting or space saving 45° angled designs
- Suits virtually all types of bike wheel
 - 50 x 25mm tubular support frame
 - Robust 16mm dia support bars (320H x 270Dmm) fixed at 45° or 90° angle

DESCRIPTION	LENGTH (mm)	ORDER REF	PRICE
4-CYCLE RACK, 90°	1400	B140V4	£86.00
4-CYCLE RACK, 45°	1830	B141V4	£86.00





SUPPLIED IN KD FORM



Quality products,
British made with
long life in mind.

CYCLE COMPOUND FOR 16 BIKES

Cycle Compounds

✓ Covered cycle storage for minimum of 16 bikes

- Stylish curved roof, manufactured from UV resistant opaque polycarbonate
- Side panels made from tough clear Perspex
 - Gate with padlockable hasp
 - Optional central security canopy
- Comes complete with twin level bike racks
- All metal parts powder coated for weather resistance
- Delivered in knock down form for easy handling to site
- Larger sizes available to accommodate 32 and 48 bikes
 - Framework available in choice of three colours

Frame Colour Options

For required frame colours please add following suffix to product code

■ Light Grey (LXX) ■ Dark Blue (BXX) ■ Green (GXX)



DESIGN	NUMBER OF CYCLES	ORDER REF	PRICE
COMPOUND	16 - 2 x 8 RACKS	SWC215530G2	£5246.00
COMPOUND	32 - 4 x 8 RACKS	SWC215560G4	£8251.00
COMPOUND	48 - 6 x 8 RACKS	SWC215590G6	£11107.00
COMPOUND & CANOPY	16 - 2 x 8 RACKS	SWC215530S2	£5603.00
COMPOUND & CANOPY	32 - 4 x 8 RACKS	SWC215560S4	£8964.00
COMPOUND & CANOPY	48 - 6 x 8 RACKS	SWC215590S6	£12122.00



FROM
£275

Claw Bike Racks

✓ Stand-alone twin level racks for up to 12 cycles

- Made from stylish curves of tubular steel, dark grey powder coated for weather protection
- Simple mounting by bolting into concrete
- Available in single sided versions for siting against walls
- Also in double sided versions for access from both directions
- Fully welded - no assembly required

DESIGN	NUMBER OF CYCLES	DIMENSIONS H x W x D (mm)	ORDER REF	PRICE
SINGLE SIDED	4	670 x 1444 x 790	SRCLAWSG4KXX	£275.00
SINGLE SIDED	6	670 x 1664 x 790	SRCLAWSG6KXX	£325.00
DOUBLE SIDED	8	670 x 2324 x 790	SRCLAWDS8KXX	£425.00
DOUBLE SIDED	12	670 x 2544 x 790	SRCLAWDSTKXX	£596.00



FROM
£174

Pillar Bike Racks

✓ A sturdy, value for money racks that grip the cycle wheels

- Bikes stored at twin levels with wheel ramps to upper level
- Available as double sided and single sided racks
- 4, 6, 8, or 12 bike options
- Framework available in Dark Grey only
- All metal parts powder coated for weather resistance
- Mounted by bolting into concrete

DESIGN	NUMBER OF CYCLES	DIMENSIONS H x W x D (mm)	ORDER REF	PRICE
SINGLE SIDED	4	685 x 1450 x 945	SRPILLSG4KXX	£174.00
SINGLE SIDED	6	685 x 2320 x 945	SRPILLSG6KXX	£205.00
DOUBLE SIDED	8	685 x 1450 x 1775	SRPILLDS8KXX	£237.00
DOUBLE SIDED	12	685 x 2320 x 1775	SRPILLDSTKXX	£279.00

Colour Options

For required frame colours please add following suffix to product code

Light Grey (LXX)	Dark Blue (BXX)	Green (GXX)

Perforated Panel Cladding

Blue frames are fitted with light blue panels
Green & grey frames are fitted with light grey panels



SC223021P
£2177

CYCLE COMPOUNDS
FOR 8 BIKES

POLYCARBONATE ROOF
& PERFORATED SIDES

DESIGN	DIMENSIONS H x W x D (mm)	ORDER REF	PRICE
POLY ROOF & PERFORATED SIDE PANELS	2250 x 3000 x 2100	SC223021P	£2177.00

Premier Cycle Shelters

- ✓ Provides tidy and secure cycle storage for industry and commerce
- ✓ Designed to withstand whatever the British weather can throw at it

- Constructed from powder coated steel frame
- Shelters come with integral powder-coated cycle rack
- Choice of transparent perspex sides or powder coated decorative side panels
- Adjustable feet for on-site levelling
- All shelters are 2250H x 3000W x 2100Dmm
- Parabolt fixings supplied. Units must be bolted to 250mm thick concrete



SC223021X
£2418

POLYCARBONATE ROOF
& PERSPEX SIDES

DESIGN	DIMENSIONS H x W x D (mm)	ORDER REF	PRICE
POLY ROOF & PERSPEX SIDE PANELS	2250 x 3000 x 2100	SC223021X	£2418.00



CYCLE STORAGE / SHELTERS



GALVANISED
CORRUGATED
PANELS



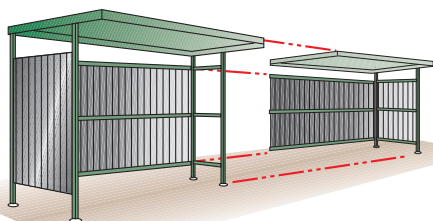
Traditional Cycle Shelters

- ✓ Heavy duty steel structure with galvanised, corrugated roof
- ✓ High capacity shelters can be created using runs of initial and extension shelters (see below for layout drawings)

- Choice of galvanised corrugated panels or powder coated decorative panels
 - Rainwater drains to rear of shelter roof
- Option of closed-back stand alone shelters or open-back for wall fixing
 - Adjustable levelling feet, supplied pre-drilled for floor fixing
 - Shelter height - 2100mm
- All shelters must be bolted to a 250mm concrete surface

SHELTER LAYOUTS

Specify the deeper 2500mm shelters for motorcycle and scooter storage.



Complete Shelter

Extension Unit

2450mm Wide Shelters

SHELTER DEPTH (mm)	BACK	SIDES	COLOUR	ORDER REF	PRICE	EXTENSION REF	PRICE
1900	CLOSED	GALVANISED	–	SC211924KLXX	£1054	SC211924KLEA	£902
		POWDER COATED	BLUE	SC211924CBXX	£1517	SC211924CBEA	£1355
		POWDER COATED	GREEN	SC211924CGXX	£1517	SC211924CGEA	£1355
1900	OPEN	GALVANISED	–	SC211924GLXX	£915	SC211924GLEA	£792
		POWDER COATED	BLUE	SC211924BBXX	£1305	SC211924BBEA	£1173
		POWDER COATED	GREEN	SC211924BGXX	£1305	SC211924BGEA	£1173
2500	CLOSED	GALVANISED	–	SC212524KLXX	£1117	SC212524KLEA	£948
		POWDER COATED	BLUE	SC212524CBXX	£1634	SC212524CBEA	£1482
		POWDER COATED	GREEN	SC212524CGXX	£1634	SC212524CGEA	£1482
2500	OPEN	GALVANISED	–	SC212524GLXX	£993	SC212524GLEA	£838
		POWDER COATED	BLUE	SC212524BBXX	£1429	SC212524BBEA	£1271
		POWDER COATED	GREEN	SC212524BGXX	£1429	SC212524BGEA	£1271

3060mm Wide Shelters

SHELTER DEPTH (mm)	BACK	SIDES	COLOUR	ORDER REF	PRICE	EXTENSION REF	PRICE
1900	CLOSED	GALVANISED	–	SC211930KLXX	£1308	SC211930KLEA	£1170
		POWDER COATED	BLUE	SC211930CBXX	£1805	SC211930CBEA	£1674
		POWDER COATED	GREEN	SC211930CGXX	£1805	SC211930CGEA	£1674
1900	OPEN	GALVANISED	–	SC211930GLXX	£1176	SC211930GLEA	£1098
		POWDER COATED	BLUE	SC211930BBXX	£1575	SC211930BBEA	£1468
		POWDER COATED	GREEN	SC211930BGXX	£1575	SC211930BGEA	£1468
2500	CLOSED	GALVANISED	–	SC212530KLXX	£1410	SC212530KLEA	£1213
		POWDER COATED	BLUE	SC212530CBXX	£1996	SC212530CBEA	£1834
		POWDER COATED	GREEN	SC212530CGXX	£1996	SC212530CGEA	£1834
2500	OPEN	GALVANISED	–	SC212530GLXX	£1276	SC212530GLEA	£1189
		POWDER COATED	BLUE	SC212530BBXX	£1756	SC212530BBEA	£1612
		POWDER COATED	GREEN	SC212530BGXX	£1756	SC212530BGEA	£1612



Wall Fixing Shelter
with open back for
wall fixing.



Closed Back Shelters
Free standing shelter with
back and end sheets.



Glassfibre Swingback Steps

- ✓ Ideal for maintenance & electrical work
- ✓ Manufactured for industrial use
- ✓ Very strong glassfibre construction



Fitted with
moulded tool tray

FROM
£75

- EN131 trade duty rating 150kg
- Heavy duty channel sides
- Wide serrated aluminium treads
- Strong metal stays
- Anti-slip rubber feet

**RAPID
DELIVERY**



Single Sided Stepladders

NUMBER OF TREADS	OPEN HEIGHT (mm)	WEIGHT (kg)	ORDER REF	PRICE
4	1100	5	F74004	£75.00
5	1380	6	F74005	£83.00
6	1650	8	F74006	£105.00
8	2200	10	F74008	£120.00
10	2740	12	F74010	£150.00

Double Sided Stepladders

NUMBER OF TREADS	OPEN HEIGHT (mm)	WEIGHT (kg)	ORDER REF	PRICE
6	1710	11	F58506	£143.00
8	2310	15	F58508	£188.00
10	2900	19	F58510	£240.00
12	3450	24	F58512	£285.00

Glassfibre Platform Steps

- ✓ Manufactured for trade & industrial use
- ✓ Large stable aluminium platform



Fitted with
rigid tool tray

FROM
£90

- EN131 trade duty rating 150kg
- 80mm wide serrated aluminium treads
- High safety rail above platform
- Anti-slip rubber feet



NUMBER OF TREADS	PLATFORM HEIGHT (mm)	WEIGHT (kg)	ORDER REF	PRICE
3	700	6	F66803	£90.00
4	940	7	F66804	£105.00
5	1180	8	F66805	£120.00
6	1410	9	F66806	£135.00
7	1640	10	F66807	£143.00
8	1870	11	F66808	£158.00
10	2330	13	F66810	£180.00



LADDERS / ALUMINIUM LADDERS



★ NEW ★
MODEL

Stepladder

Roof Ladder

Extension Ladder

MULTIPURPOSE
LADDER WITH
REMOVABLE
WORK PLATFORM



UNA12P
£113

Flexi-Plus Platform Ladder

✓ Ideal for different working positions as single ladder, double sided ladder, trestle, work platform, stair ladder etc

✓ Patented hinge guarantees smooth operation

- Lightweight aluminium with strong non-slip platform
 - Drop-in 2-section work platform
- EN131 Trade Duty rating 150kg • Max length 334cm
 - 4 x 3 rung sections • Ladder weight 11kg
 - Platform weight 2.5kg • Height as scaffold 88cm
- Height in A-position 163cm • Height in L-position 250cm

DESCRIPTION	ORDER REF	PRICE
PLATFORM LADDER 4 x 3 RUNG SECTIONS	UNA12P	£113.00



TEL33R
£194



Aluminium Telescopic Ladders

- ✓ A lightweight industrial strength design
- ✓ Compact design for easy transportation

- Two separate operating catches on each rung for safe and easy working
- Multi height adjustment • EN131 Trade Duty rating 150kg
- Black nylon carry bag available

CLOSED HEIGHT (cm)	EXTENDED HEIGHT (m)	WEIGHT (kg)	ORDER REF	PRICE	CARRY BAG	PRICE
74	3.3	9	TEL33R	£194.00	TEL33B	£30.00
80	3.8	11	TEL38R	£209.00	TEL38B	£37.50



TFL16
£150


CONVERTS
SAFELY FROM
STEP TO
LADDER

**RAPID
DELIVERY**

Folding Ladders & Steps

- ✓ Fully adjustable telescopic step & ladder
- ✓ Compact design for easy transportation
- Titanium inner section for extra smooth gliding operation
 - Auto-locking impact hinges • Non-slip feet
 - EN131 Trade Duty rating 150kg

DESCRIPTION	MAX LENGTH	WEIGHT (kg)	ORDER REF	PRICE
TELESCOPIC LADDER 4 x 4 RUNGS	4.10m	12	TFL16	£150.00
TELESCOPIC LADDER 4 x 5 RUNGS	5.24m	15	TFL20	£180.00



Series Ladders

✓ Ideal for use by surveyors & engineers ✓ Complete with carry bag

- Lightweight all aluminium construction
- Models 4x3 and 5x3 have the European Trade Standard EN131, duty rating 150kg
- Safe and rigid
- Easily assembled from 920mm sections
- End sections have rubber end plugs
- Fits in most car boots

MAXIMUM HEIGHT (m)	SECTIONS	WEIGHT (kg)	ORDER REF	PRICE
3.07	4 x 3 RUNGS STANDARD	7	SL/43A	£128.00
3.84	5 x 3 RUNGS HEAVY DUTY	10	SL/53A	£180.00
4.60	6 x 3 RUNGS HEAVY DUTY	12	SL/63A	£195.00

**RAPID
DELIVERY**

Aluminium Stepladders



APS05H
£74

Painters' Steps: BS2037 Class 1 Industrial

- ✓ Quality swingback steps for trade and industrial use
- 120mm deep top tread
 - Locking stays
 - 80mm deep non-slip serrated treads
 - Tough rubber feet



APL06H
£111

Platform Steps: BS2037 Class 1 Industrial

- ✓ Strong folding steps for trade and industrial use
- Large platform
 - Locking stays
 - 80mm deep non-slip serrated treads
 - Tough rubber feet



ADH08
£149

Platform Steps: EN131 Trade Use

- ✓ Suitable for domestic and Professional use
- Maximum permissible load 150kg
 - Twin safety handrail
 - Work tray
 - Large platform and wide treads
 - Wraparound rubber feet

DESIGN & STANDARD	PLATFORM HEIGHT (m)	TREADS (INC. PLATFORM OR TOP STEP)	WEIGHT (kg)	ORDER REF	PRICE
PAINTERS' STEPS BS2037 CLASS 1 INDUSTRIAL	0.98	4	4.5	APS04H	£68.00
	1.22	5	5.0	APS05H	£74.00
	1.46	6	5.9	APS06H	£83.00
	1.95	8	8.2	APS08H	£96.00
	2.44	10	10.0	APS10H	£113.00
	2.93	12	11.8	APS12H	£146.00
	0.98	4	5.2	APL04H	£86.00
PLATFORM STEPS BS2037 CLASS 1 INDUSTRIAL	1.22	5	6.5	APL05H	£102.00
	1.46	6	7.7	APL06H	£111.00
	1.95	8	10.9	APL08H	£132.00
	2.44	10	12.7	APL10H	£149.00
	2.93	12	15.0	APL12H	£170.00
	0.58	3	5.0	ADH03	£66.00
	0.80	4	5.7	ADH04	£71.00
PLATFORM STEPS EN131 TRADE USE	1.03	5	6.5	ADH05	£78.00
	1.25	6	7.5	ADH06	£92.00
	1.48	7	9.0	ADH07	£113.00
	1.79	8	9.7	ADH08	£149.00



LADDERS / ALUMINIUM LADDERS

Classic Aluminium
2 & 3 Part Ladders

BS EN131: TRADE USE

✓ Lightweight, but with exceptional strength and durability

- Made to the exacting demands of European Standard EN131
- Box section sides and D-shaped rungs for extra strength and rigidity
- Aluminium wrap-around brackets for smooth & safe operation

Two Part Push-up

CLOSED HEIGHT (m)	EXTENDED HEIGHT (m)	RUNGS PER SECTION	WEIGHT (kg)	ORDER REF	PRICE
2.5	4.1	9	10	CLA25D	£90.00
3.0	5.1	11	12	CLA30D	£108.00
3.5	6.1	13	13	CLA35D	£125.00
4.0	7.1	15	18	CLA40D	£144.00
4.5	8.1	17	23	CLA45D	£168.00
5.0	8.8	19	25	CLA50D	£194.00
5.5	9.8	21	28	CLA55D	£213.00

Three Part Push-up

CLOSED HEIGHT (m)	EXTENDED HEIGHT (m)	RUNGS PER SECTION	WEIGHT (kg)	ORDER REF	PRICE
2.5	5.6	9	18	CLA25T	£144.00
3.0	7.1	11	21	CLA30T	£174.00
3.5	8.6	13	27	CLA35T	£203.00
4.0	10.1	15	32	CLA40T	£240.00



Interlocking Clips are now fitted to all extension ladders to comply with latest working at height regulations

Trojan Aluminium Ladders
1-2-3 Part Ladders

BS2037: CLASS 1 INDUSTRIAL

✓ Designed and manufactured for heavy industrial use

- Rectangular "box" section sides for extra strength and rigidity
- Comfortable flat top twist proof rungs
- All models supplied with rubber feet for non-slip contact

Single Section: Class 1

HEIGHT (m)	RUNGS	WEIGHT (kg)	ORDER REF	PRICE
4.0	15	10	TRO40S	£116.00
4.5	17	11	TRO45S	£128.00
6.0	23	14	TRO60S	£162.00

Two Part Push-up: Class 1

CLOSED HEIGHT (m)	EXTENDED HEIGHT (m)	RUNGS PER SECTION	WEIGHT (kg)	ORDER REF	PRICE
3.0	5.0	11	14	TRO30D	£170.00
3.5	6.0	13	17	TRO35D	£194.00
4.0	7.1	15	25	TRO40D	£230.00
4.5	8.1	17	28	TRO45D	£263.00
5.0	9.1	19	30	TRO50D	£297.00
5.5	10.1	21	33	TRO55D	£347.00

Three Part Push-up: Class 1


CLOSED HEIGHT (m)	EXTENDED HEIGHT (m)	RUNGS PER SECTION	WEIGHT (kg)	ORDER REF	PRICE
2.5	5.5	9	28	TRO25T	£230.00
3.0	7.1	11	33	TRO30T	£297.00
3.5	8.6	13	35	TRO35T	£332.00
4.0	10.1	15	44	TRO40T	£351.00

Two Section: Rope & Pulley Ladders

CLOSED HEIGHT (m)	EXTENDED HEIGHT (m)	RUNGS PER SECTION	WEIGHT (kg)	ORDER REF	PRICE
5.0	9.1	19	33	TRO50DR	£348.00
5.5	10.1	21	40	TRO55DR	£399.00
6.0	11.1	23	49	TRO60DR	£434.00

Three Section: Rope & Pulley Ladders

CLOSED HEIGHT (m)	EXTENDED HEIGHT (m)	RUNGS PER SECTION	WEIGHT (kg)	ORDER REF	PRICE
4.5	11.6	17	55	TRO45TR	£570.00
5.0	13.2	19	60	TRO50TR	£620.00
5.5	14.7	21	65	TRO55TR	£657.00



WALL RUNNING WHEELS

**RAPID
DELIVERY**

ARTICULATED FEET







Industrial Floor Slats

✓ Industrial quality high density polyethylene floor tiles

- Modular floor slats are light and easy to install, assembled and removed without tools
- Corrosion resistant to most chemicals
- Channels allow liquids to escape • Protects ground
- Comfortable surface insulated from cold and humidity




DESCRIPTION	DIMENSIONS L x W x H (mm)	WEIGHT (kg)	COLOUR OPTIONS	QUANTITY	ORDER REF	PRICE
FLOOR SLAT	500 x 500 x 50	1.95	WHITE / BROWN	PACK OF 10	FSC90001AA	£152.00
RAMP SLAT	500 x 250 x 50	0.85	BROWN	PACK OF 6	FSC90101AA	£101.00

Economy Floor Slats

✓ Slats interlock to form a tough, stable walkway

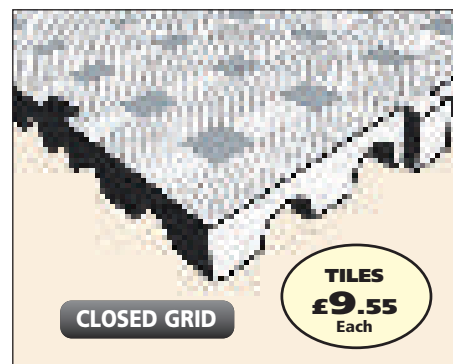

- Honeycomb floor slat, caramel coloured
- Designed to meet the needs of Health & Safety Regulations
- Hygienic, durable and reduces noise levels
- 503L x 486W x 20Hmm • Weight 0.75kg

REF FSC80001AA PRICE £81.00 (Pack of 10)



Plastex Grid ✓ 50 tonne loading per square metre

- Manufactured from polyethylene and resistant to detergents, industrial chemicals and acids
- Open or closed grid provides effective coverage of large floor areas • Firm lock fit connection
- 25mm height open grid for removal of large volumes of liquids • Grey or red colour options



DESCRIPTION	DIMENSIONS L x W x H (mm)	WEIGHT (kg/m ²)	COLOUR OPTIONS	ORDER REF	PACK PRICE (20)
OPEN GRID	500 x 500 x 25	3.6	DARK GREY / RED	PLXOG/20	£181.00
CLOSED GRID	500 x 500 x 25	4.4	DARK GREY / RED	PLXCG/20	£191.00



FLOORING / PVC MATTING



GUIDE PRICE
£36
SQ METRE



BRIGHT YELLOW
BORDERS TO
INCREASE SAFETY
AWARENESS

Anti-Fatigue Matting

Orthomat Diamond

Orthomat safety Diamond

- ✓ Diamond design provides additional under foot grip & cushioning for an improved working environment
- ✓ Ideal for assembly areas or packing stations
- Construction: 100% close cell PVC
- Applications: Wherever people stand for long periods
- Wet/Dry: For mainly dry areas (withstands minor liquid spillage)
- Wear Rating: Moderate
- Thickness 9mm
- Colours: Black or black with yellow safety border (Orthomat Safety Diamond)

DIMENSIONS W x L (mm)	REGULAR ORTHOMAT		SAFETY ORTHOMAT	
	REF	PRICE	REF	PRICE
600 x 900	OD900	£28.00	OSD900	£30.10
900 x 1500	OD1500	£56.00	OSD1500	£61.00
900 x 18300	OD18300	£592.00	OSD18300	£636.00
900 x PER LINEAR METRE	OD900/M	£44.00	OSD900/M	£49.00
1200 x 18300	OD1200	£789.00	OSD1200	£848.00
1200 x PER LINEAR METRE	OD1200/M	£52.00	OSD1200/M	£56.00

Tough Lock

- ✓ Ideal for heavy & light industrial usage
- ✓ Simple interlocking system for easy installation
- Manufactured from hard wearing PVC
- Available with 2 different surface finishes, studded or textured
- Effective for laying over damaged or dangerous floor surfaces
- Will withstand most forklift truck use
- Available in black, grey, blue, red, yellow and green
- Product height 7mm

DESCRIPTION (mm)	ORDER REF	PRICE
500 x 500 TILE, STUDED SURFACE	TL500S	£14.20
500 x 500 TILE, TEXTURED SURFACE	TL500T	£14.20
500 EDGE (PACK OF 4)	TL500E	£19.90
585 CORNER EDGE (PACK OF 4)	TL500C	£19.90



GUIDE PRICE
£57
SQ METRE



Studded surface



Textured surface



GUIDE PRICE
£40
SQ METRE

Work Deck Tile

- ✓ Heavy duty tile with a point loading of 40,000kg/m²
- ✓ Ideal for machine tool environments and many other industrial areas

- Interlocking polyethylene floor tile
- Grid design allows swarf and liquid to drain through tile
- Insulates feet from cold, hard concrete floors
- Suitable for trucks and trolleys
- Easy to fit and clean
- Edges and corners available
- Available in blue, green and orange
- Product height 25mm

**RAPID
DELIVERY**

DESCRIPTION (mm)	ORDER REF	PRICE
600 x 1200 TILE	WDT600	£28.40
600 EDGE	WDT600E	£4.50
112 CORNER PIECE	WDT600C	£2.30



GUIDE PRICE
£31
PER SQ. METRE

Flexi Deck

- ✓ Lightly textured non-slip surface
- ✓ Flexible PVC interlinking tile insulates cold surfaces and comfortable to walk on

- Suitability: Industrial and leisure applications such as shower areas
- Can easily be rolled up for cleaning purposes
- Bevelled edges and corner pieces are available
- Studs on underside assist drainage properties
- Colour: Black, grey, blue, red or green
- Thickness: 13mm

RAPID
DELIVERY

DESCRIPTION	QUANTITY	ORDER REF	PRICE
300 x 300mm TILE	9	FD0/0001	£24.60
300mm FEMALE EDGE	6	FD0/0002FP6	£10.40
300mm MALE EDGE	6	FD0/0002P6	£10.40
CORNER PIECE	4	FD0/0004	£2.60




GUIDE PRICE
£51
PER SQ. METRE

Comfortlok

- ✓ Provides fatigue relief and comfort during prolonged standing
- ✓ Can withstand high temperatures

- Suitability: Heavy duty industrial environments
- Hard wearing rubber and Nitrile, giving resistance to oils and grease
- Diamond surface provides excellent slip resistance
- Interlocking modules offer any length of matting in 700mm widths
- Thickness: 12.5mm
- Colour: Black

DESCRIPTION	ORDER REF	PRICE
700 x 800mm END	CL010001	£28.10
700 x 800mm MIDDLE	CL010002	£28.10
700 x 800mm EDGED ALL ROUND	CL010004	£28.10




GUIDE PRICE
£56
PER SQ. METRE

Tough Deck


- ✓ Designed to give an aesthetic appearance
- ✓ Extremely hard wearing polypropylene rigid tile

- Suitability: All wet and dry environments
- Liquid drains through holes to offer a dry floor surface
- Insulates feet from a cold floor
- Can withstand pallet trucks
- Bevelled edges, corner pieces and expansion joints for wall to wall coverage are available
- Colour: Black, grey, blue, red or green
- Thickness: 13mm

DESCRIPTION	QUANTITY	ORDER REF	PRICE
300 x 300mm TILE	9	TD0/0001	£45.30
300mm FEMALE EDGE	6	TD0/0002FP6	£15.80
300mm MALE EDGE	6	TD0/0002P6	£15.80
300mm FEMALE EDGE	3	TD0/0002FP3	£7.80
300mm MALE EDGE	3	TD0/0002P3	£7.80
300mm CORNER EDGE	4	TD0/0004	£2.60
300mm EXPANSION	3	TD0/0003	£16.50



GUIDE PRICE
£76
PER SQ. METRE



High Duty Mats

- ✓ A tough and comfortable anti-fatigue mat suitable for the most demanding applications
- ✓ Ribbed surface and smooth drainage holes ensure a firm footing even in wet and slippery conditions

- Moulded rubber compound mats interlock to provide coverage of any desired length, in both 900 and 1500mm widths
- Suitability: Wet, dry and high use areas where people stand at work
- Thickness: 12.5mm
- Colour: Black

DIMENSIONS (mm)	EDGING	ORDER REF	PRICE
900 x 1500	EDGED ALL ROUND	HI0100001	£102.00
900 x 1500	EDGED 2 LONG & 1 SHORT SIDE	HI0100002	£102.00
900 x 1500	EDGED 2 LONG SIDES	HI0100003	£102.00
900 x 1500	EDGED 1 LONG & 2 SHORT SIDE	HI0100004	£102.00
900 x 1500	EDGED 2 SHORT SIDES	HI0100005	£102.00



FLOORING / ANTI-FATIGUE MATTING



GUIDE PRICE
£52
PER SQ. METRE

RAPID
DELIVERY
ON SELECTED ITEMS

Fatigue Fighter 2

- ✓ Dual layer anti-fatigue matting. Combines optimum comfort with maximum durability, increases productivity and employee welfare, whilst standing up to heavy use in multi-shift areas
- Construction:
High density 2mm wear surface with 11mm air-cushioned base
- Applications:
High use areas where people stand for prolonged period
- Wet/Dry:
Suitable for mainly dry areas (withstands moderate liquid spillage)
- Wear rating: Heavy • Thickness: 13mm
- Guarantee: 2 years • Colours: charcoal, green or blue

Fatigue Fighter 2

DIMENSIONS W x L	COLOUR	ORDER REF	PRICE	CUT LENGTH OFF ROLL MIN 1.22 LINEAR METRES
610 x 910mm	CHARCOAL	FF23	£41.10	
910 x 1520mm	CHARCOAL	FF35	£83.00	
910mm x 3.66m	CHARCOAL	FF312	£199.00	
610mm x 18.29m	CHARCOAL	FF260	£580.00	FF2/C £38.20 / LINEAR METRE
910mm x 18.29m	CHARCOAL	FF360	£869.00	FF3/C £57.00 / LINEAR METRE
910mm x 18.29m	GREEN	FF360G	£869.00	FF3G/C £57.00 / LINEAR METRE
910mm x 18.29m	BLUE	FF360B	£869.00	FF3B/C £57.00 / LINEAR METRE
1220mm x 18.29m	CHARCOAL	FF460	£1160.00	FF4/C £76.00 / LINEAR METRE



GUIDE PRICE
£36
PER SQ. METRE

STATIC
ELECTRICITY
CONTROL
options readily available

Ortho Mat Original

- ✓ Low on cost and high on comfort
- ✓ 'Original' improves the working environment, reduces absenteeism and increases productivity
- Construction: Air-cushioned vinyl with embossed wear layer
- Applications: Wherever people stand for long periods
- Wet/Dry: For mainly dry areas (withstands minor liquid spillage)
- Wear rating: Moderate • Thickness: 9.5mm • Guarantee: 1 year
- Colours: Charcoal or Charcoal with 100mm yellow safety border on long sides

Ortho Mat Original

DIMENSIONS W x L	COLOUR	ORDER REF	PRICE
610 x 910mm	CHARCOAL	OMO23	£28.30
910 x 1520mm	CHARCOAL	OMO35	£57.00
910mm x 18.29m	CHARCOAL	OMO360	£597.00
610 x 910mm	CHARCOAL/YELLOW	OMY23	£30.30
910 x 1520mm	CHARCOAL/YELLOW	OMY35	£61.00
910mm x 18.29m	CHARCOAL/YELLOW	OMY360	£641.00

Ortho Mat ESD

Supplied in grey. Resistant measurements are $1 \times 10^9 \Omega$ to $1 \times 10^{10} \Omega$ when earthed via a floor grounding mat and earth plug.

DIMENSIONS W x L	COLOUR	ORDER REF	PRICE
610 x 910mm	GREY E.S.D.	OMSD23	£38.20
910 x 1520mm	GREY E.S.D.	OMSD35	£77.00
910mm x 18.29m	GREY E.S.D.	OMSD360	£808.00

Fluted Anti-Fatigue Fighter

- ✓ Durable PVC fluted surface for demanding industrial conditions

- Foam backing provides a good level of comfort
- Reduces fatigue from long periods of standing
- Bevelled edges reduce tripping and allow easy trolley access
- Suitability: Heavy duty dry production areas
- Colour: Black • Thickness: 10mm

Fluted Fatigue Fighter

DIMENSIONS (mm)	ORDER REF	PRICE
600 x 900	FA010001	£40.70
900 x 1500	FA010002	£87.00
900 x 3000	FA010003	£163.00



GUIDE PRICE
£61
PER SQ. METRE




4

Grades to suit all applications

Woven PVC Matting

- ✓ Colourful and hygienic
- ✓ Cross-ribbed both ways for added grip
- ✓ Insulates from a cold underfloor
- ✓ Fights against operator fatigue
- ✓ Totally reversible for maximum wear
- ✓ Debris falls through to give a safe walking surface
- ✓ Resists most oils and solvent
- ✓ Easily cleaned with hot, soapy water or pressure washer

- By the roll or cut to length
- Fire tested to DIN 54332 (B2) part of DIN 4102
- Mats in BLUE / BLACK / GREEN / RED
- Edging colours as above, plus yellow



GUIDE PRICE
£50
PER SQ. METRE

LIGHT

Hole size 30x30mm

- Ideal for areas where swarf is present




GUIDE PRICE
£60
PER SQ. METRE

STANDARD

Hole size 22x22mm

- Regular grade for most industrial floors



GUIDE PRICE
£74
PER SQ. METRE

INTERMEDIATE

Hole size 30x10mm

- High user comfort, even when barefoot



GUIDE PRICE
£85
PER SQ. METRE

HEAVY


Hole size 22x10mm

- Close pitch allows use of trucks & trolleys

STANDARD: Engine Assembly Plant



INTERMEDIATE: Motor Manufacturing



HEAVY: Engineering Production



Samples of all these mats are available - please call us

Woven PVC Matting - Cut To Length, Priced Per Linear Metre

ROLL WIDTH	LIGHTWEIGHT WEAVE		STANDARD WEAVE		INTERMEDIATE WEAVE		HEAVYWEIGHT WEAVE	
	ORDER REF	PRICE	ORDER REF	PRICE	ORDER REF	PRICE	ORDER REF	PRICE
600mm	CL60/M	£32.80 / LIN M	CS60/M	£39.20 / LIN M	CI60/M	£48.30 / LIN M	CH60/M	£55.90 / LIN M
900mm	CL90/M	£49.10 / LIN M	CS90/M	£58.80 / LIN M	CI90/M	£72.50 / LIN M	CH90/M	£87.00 / LIN M
1200mm	CL120/M	£65.50 / LIN M	CS120/M	£78.00 / LIN M	CI120/M	£97.00 / LIN M	CH120/M	£112.00 / LIN M
BEVELLED EDGING (MUST BE FACTORY FITTED)	CLE	£6.10 / LIN M	CSE	£6.90 / LIN M	CIE	£11.60 / LIN M	CHE	£11.60 / LIN M

Woven PVC Matting - Full Roll Prices

ROLL SIZE (W x L)	LIGHTWEIGHT WEAVE		STANDARD WEAVE		INTERMEDIATE WEAVE		HEAVYWEIGHT WEAVE	
	ORDER REF	PRICE	ORDER REF	PRICE	ORDER REF	PRICE	ORDER REF	PRICE
600mm x 5 metres	CL605	£149.00	CS605	£178.00	CI605	£220.00	CH605	£254.00
600mm x 10 metres	CL6010	£298.00	CS6010	£356.00	CI6010	£439.00	CH6010	£508.00
900mm x 5 metres	CL905	£223.00	CS905	£267.00	CI905	£330.00	CH905	£381.00
900mm x 10 metres	CL9010	£447.00	CS9010	£535.00	CI9010	£659.00	CH9010	£762.00
1200mm x 5 metres	CL1205	£298.00	CS1205	£356.00	CI1205	£439.00	CH1205	£508.00
1200mm x 10 metres	CL12010	£596.00	CS12010	£713.00	CI12010	£879.00	CH12010	£1016.00
BEVELLED EDGING (MUST BE FACTORY FITTED)	CLE	£6.10 / LIN M	CSE	£6.90 / LIN M	CIE	£11.60 / LIN M	CHE	£11.60 / LIN M



GUIDE PRICE
£87
PER SQ. METRE

Workshop Mats

- Manufactured from black flexible vinyl
 - Standard or heavy duty
- Debris falls through to give safe operating surface
 - Coloured bevelled edges prevent tripping
 - Helps reduce fatigue
 - Resists grease and oils
 - Easy to clean with hot soapy water
- EDGES: Yellow / Blue / Green / Red / Black

Standard Workshop Mats

MAT DIMENSIONS (mm)	ORDER REF	PRICE
600 x 1200	CWS612	£73.00
1000 x 1500	CWS1015	£137.00
1200 x 1800	CWS1218	£187.00

Heavy Duty Workshop Mats

MAT DIMENSIONS (mm)	ORDER REF	PRICE
600 x 1200	CWH612	£109.00
1000 x 1500	CWH1015	£202.00
1200 x 1800	CWH1218	£277.00



FLOORING / PVC MATTING

FACILITY MANAGEMENT



GUIDE PRICE
£55
SQ METRE

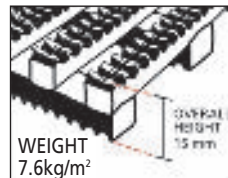



- ✓ Slip resistant and fatigue reducing, a boost to productivity

VYNAGRIP is comfortable to stand on and its deeply etched slip resistant surface reduces accidents, even when used over rough or problem floors. Manufactured from grid-welded PVC it is extremely hardwearing and it allows debris, dirt and liquid spillage to fall through or drain away.

- Reduces fatigue, which boosts productivity
- Hygienic, oil resistant and simple to clean
- Hardwearing and maintenance free
- Simple to join or cut to shape

VYNAGRIP modules are also available in one standard size, 1.5 x 1m, with flexible PVC edging welded to three sides. This enables a flush fit against machinery, service counters or any work area.



ROLL DIMENSIONS W x L (m)	FULL ROLL		PER LINEAR METRE	
	REF	PRICE	REF	PRICE
ROLL 600mm x 10m	VYN060/10	£343.00	VYN060/M	£54.00
ROLL 910mm x 10m	VYN091/10	£506.00	VYN091/M	£73.00
ROLL 1220mm x 10m	VYN122/10	£669.00	VYN122/M	£100.00
MODULE 1500mm x 1000mm	VYN100/1.5G	£123.00	-	-
MODULE 1500mm x 1000mm	VYN100/1.5Y	£123.00	-	-

COLOURS ■ Blue ■ Red ■ Black (Specify when ordering)

MODULE ■ Black & Grey Edge ■ Black & Yellow Edge



GUIDE PRICE
£45
SQ METRE



- ✓ Hardwearing and slip-resistant

HERONAIR is made from extremely hardwearing flexible PVC – with tubular top surface and underbars to create maximum cushion comfort underfoot. HERONAIR is a highly slip-resistant, insulating and economical alternative to conventional duckboards, and can be laid on any type of floor with no fixing required.

- Contours to uneven floor surfaces
- Cushioned surface reduces fatigue
- Impervious to most acids, oils and chemicals
- Liquid spills drain away
- Easily cut to shape or size
- Supplied only in black

ROLL DIMENSIONS W x L (m)	WEIGHT (kg)	FULL ROLL		PER LINEAR METRE	
		REF	PRICE	REF	PRICE
500mm x 10m	23	HA050/10	£256.00	HA050/M	£44.50
750mm x 10m	34	HA075/10	£366.00	HA075/M	£57.00
1000mm x 10m	45	HA100/10	£448.00	HA100/M	£67.00

COLOUR ■ Black



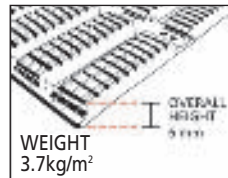
- ✓ Helps prevent breakage and spillage problems

When you're busy, the last thing you want to have to do is to stop to mop up a spillage or to replace a broken tool or component. FLOORLINE'S cushioned slip-resistant PVC grid not only reduces breakages, but it raises people slightly above floor level, so any spillage will drain through where it can be cleaned later.

- Robust, tubular cushioned flexible grid structure
- One-piece, lightweight format makes it easy to roll up for cleaning
- Hygienic and hardwearing

ROLL DIMENSIONS W x L (m)	FULL ROLL		PER LINEAR METRE	
	REF	PRICE	REF	PRICE
600mm x 10m	FLN060/10	£216.00	FLN060/M	£39.90
910mm x 10m	FLN091/10	£314.00	FLN091/M	£51.00

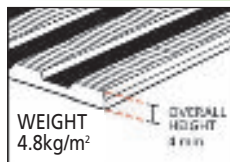
COLOURS ■ Blue ■ Red ■ Green (Specify when ordering)



GUIDE PRICE
£35
SQ METRE



- ✓ For aisles, walkways and heavy traffic corridors



Flexitred is a smart and practical loose-lay flooring product which provides an instant solution to problem floors in heavy traffic areas within factories, offices and other commercial premises. Constructed from a continuous solid plasticised PVC sheet, it is smart, slip-resistant and comfortable to walk on.

- Brings slip resistance to aisles, walkways and heavy traffic corridors
- Tough, smart and hardwearing
- Provides excellent electrical insulation
- Reduces noise on steel walkways and platforms
- Ideal worktop covering and machinery surround
- Loose-lay in most applications

ROLL DIMENSIONS W x L (m)	FULL ROLL		PER LINEAR METRE	
	REF	PRICE	REF	PRICE
1m x 10m	FLT100/10	£272.00	FLT100/M	£45.00

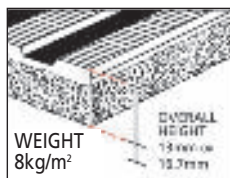
COLOURS ■ Blue ■ Grey ■ Black ■ Brown
(Specify when ordering)



- ✓ Fused construction never de-laminates

ZEDTRED is a combination of tried and tested hardwearing FLEXITRED with a fused backing of high molecular density foam. ZEDTRED is truly the ultimate heavy duty anti-fatigue mat.

- Channelled slip-resistant surface dissipates light spillages
- Scuff resistant wear layer
- Hardwearing, maintenance free



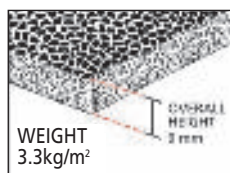
FOAM CUSHION	OVERALL THICKNESS	ROLL SIZE W x L (m)	FULL ROLL		PER LINEAR METRE	
			REF	PRICE	REF	PRICE
9mm DEEP	13mm	1m x 10m	ZT90	£594.00	ZT90/M	£83.00

COLOURS ■ Blue ■ Grey (Specify when ordering)



- ✓ Long lasting and does not deaden

ZEDLAND's patented high molecular density foam provides continued resilience, which induces natural muscle flexing and thus reduces standing fatigue. This high quality foam has wear properties that excel other products. The "bounce" properties are equally long lasting providing a standing surface that will not deaden. Zed Land is available in a range of mat sizes and roll lengths to suit all areas.



- Excellent fatigue reduction
- Patented foam construction
- ASTM D4060 - minimal wear

ROLL DIMENSIONS W x L (m)	FULL ROLL		PER LINEAR METRE	
	REF	PRICE	REF	PRICE
910mm x 18m	ZL9118DG	£808.00	ZL9118DG/M	£68.00
910mm x 18m	ZL9118B	£808.00	ZL9118B/M	£68.00

COLOURS ■ Blue ■ Dark Grey (Specify when ordering)






FLOORING / LEISURE MATTING



GUIDE PRICE
£46
SQ METRE

✓ Warm, comfortable & provides effective water drainage

Made from strong, flexible PVC sections in a grid formation. HERONRIB 2000 provides effective drainage for large amounts of water. It has an embossed slip-resistant surface which is comfortable to stand on, even when barefooted. Ideal for changing rooms, around pools and in showers and all wet-side areas.



- Efficient drainage matting, non-porous and easy to clean
- With anti-bacterial additives
- Simple to cut to length and to shape
- Effective inside and outdoors for barefoot use
- Contours to uneven floor surfaces
- Hardwearing, long lasting and maintenance free

ROLL DIMENSIONS W x L (m)	FULL ROLL		PER LINEAR METRE	
	REF	PRICE	REF	PRICE
500mm x 10m	HR2050/10	£257.00	HR2050/M	£44.60
1000mm x 10m	HR2100/10	£454.00	HR2100/M	£67.00

COLOURS ■ INDOOR USE ONLY! ■ Oxford ■ Ocean ■ Green ■ Grey
(Specify when ordering)




✓ Slip resistant, shock absorbing floor covering

Herontred is an ideal safe loose lay floor covering for exercise rooms, creches and inside play areas. The 16mm vulcanised rubber tiles interlock to provide an excellent cushioning surface that protects any hard ceramic, parquet or concrete sub floor.

- Non porous composition keeps it clean & hygienic
- Comfortable for bare feet use
- Dimpled or marble surface finishes
- Bevelled edges & protective skirting available in grey or black

DESCRIPTION	SIZE (mm)	HEIGHT (mm)	ORDER REF	PRICE
MARBLED HERONTRED TILE (9 PK)	350 X 350	16	HTD35/9M	£75.00
DIMPLED HERONTRED TILE (9 PK)	350 X 350	16	HTD35/9D	£75.00
FEMALE RAMPED EDGING	LENGTH 350	16	HTDFE	£1.70
MALE RAMPED EDGING	LENGTH 350	16	HTDME	£1.70
SKIRTING STRIP	LENGTH 350	68	HTDSS	£2.00
SKIRTING CORNER EXT	55 RETURNS	68	HTDEXTC	£2.00
SKIRTING CORNER INT	55 RETURNS	68	HTDINTC	£2.00




GUIDE PRICE
£68
SQ METRE

Dimpled Surface Colours ■ Ocean Blue ■ Oxford Blue ■ Black ■ Mulberry Red ■ Holly Green ■ Plum Red ■ Orange ■ Grey

Marbled Surface Colours ■ Azul ■ Celeste ■ Naranja ■ Gris ■ Marron ■ Haya ■ Menta ■ Rojo



GUIDE PRICE
£43
SQ METRE



✓ Hygienic and slip-resistant

Herontile tiles enable the covering of large floor areas with an easy click together joining that provides a seamless covering. Hygienic and comfortable under foot, they are manufactured from EVA with additives that provide anti-fungal and anti-bacterial protection. Circular embossing adds to slip-resistance for bare feet traffic.

- Open grid, broad slats and sturdy supports cover large floors
- 15mm height for removal of large volumes of water

DESCRIPTION	SIZE (mm)	HEIGHT (mm)	ORDER REF	PRICE
HERONTILE (27 PK)	330 x 330	15	HTL33/27	£126.00

COLOURS ■ Blue ■ Light Blue ■ Beige ■ Grey
(Specify when ordering)



Single Sided Benches

✓ Generally used around the perimeter of a room

- Single sided hat and coat rail 1.6m high
- 30mm square legs with 3 ash hardwood seat slats 55mm apart on steel support frame
- Supplied part assembled with a complete fixing kit and instructions
- Overall dimensions 1750H x 400Dmm
- 450mm standard seat height, 315mm deep

BENCH STYLE (TOP SHELF)	WIDTH (mm)	HOOKS	ORDER REF	PRICE
WITHOUT SHELF	1200	12	SS12X	£219.00
	1500	14	SS15X	£235.00
	1800	16	SS18X	£249.00
WITH MESH SHELF	1200	12	SS12M	£258.00
	1500	14	SS15M	£276.00
	1800	16	SS18M	£293.00
WITH WOOD SHELF	1200	12	SS12	£280.00
	1500	14	SS15	£304.00
	1800	16	SS18	£328.00

SEAT HEIGHT 350mm ADD /3; 400mm ADD /4 TO REF

Extra Hooks

DESCRIPTION	ORDER REF	PRICE (each)
ALUMINIUM	HK-1	£0.80
POWDER COATED STEEL	HK-2	£3.00
POWDER COATED ALUMINIUM	HK-3	£1.60

FRAME COLOUR OPTIONS

Blue Red Green Silver Black Yellow

Powder Coated Aluminium Hooks
in lieu of standard

REF HKCHANGE PRICE +£0.80 each

Floor fixing bracket

REF FFC PRICE £1.80 each

DS15 &
DSR15M
£524

Double Sided Benches

✓ Generally used in the middle of changing rooms to increase the seating capacity

- Double sided hat and coat rail 1.6m high
- 30mm square legs with 6 ash hardwood seat slats 55mm apart on steel support frames
- Supplied part assembled with complete fixing kit and instructions
- Overall dimensions 1750H x 800Dmm
- 450mm standard seat height, 315mm deep each side

BENCH STYLE (TOP SHELF)	WIDTH (mm)	HOOKS	ORDER REF	PRICE
WITHOUT SHELF	1200	12	DS12X	£322.00
	1500	14	DS15X	£350.00
	1800	16	DS18X	£378.00
WITH MESH SHELF	1200	12	DS12M	£378.00
	1500	14	DS15M	£405.00
	1800	16	DS18M	£436.00
WITH WOOD SHELF	1200	12	DS12	£402.00
	1500	14	DS15	£440.00
	1800	16	DS18	£480.00

SEAT HEIGHT 350mm ADD /3; 400mm ADD /4 TO REF



1500MM DOUBLE SIDED BENCH
WITH HARDWOOD TOP SHELF &
DOUBLE SIDED MESH SHOE RACK



CLOAKROOM EQUIPMENT

Wall / Floor Fix Mono Benches

- Useful where pipes or skirting boards prevent use of freestanding benches
- Wall fixings not included
- 350mm deep with 3 ash hardwood slats on a steel support frame

SIZE (mm) W x D	PLAIN BENCH		OPTIONAL SHOE RACK	
	REF	PRICE	REF	PRICE
1200 x 350	M123	£134.00	MSR12M	£51.00
1500 x 350	M153	£144.00	MSR15M	£53.00
1800 x 350	M-183	£157.00	MSR18M	£55.00

STANDARD BENCH HEIGHT 450mm.

350Hmm ADD /3; 400Hmm ADD /4 TO ORDER REF

Freestanding Basic Cloakroom Benches

- Ash hardwood slats mounted on reinforced seat frames
- Optional mesh shoe racks

Single Sided Benches

WIDTH (mm)	PLAIN BENCH		OPTIONAL SHOE RACK	
	REF	PRICE	REF	PRICE
1200	B12	£135.00	BSR12M	£52.00
1500	B15	£145.00	BSR15M	£54.00
1800	B18	£158.00	BSR18M	£56.00

Double Depth Benches

WIDTH (mm)	PLAIN BENCH		OPTIONAL SHOE RACK	
	REF	PRICE	REF	PRICE
1200	BD-12	£215.00	BDSR12M	£78.00
1500	BD15	£232.00	BDSR15M	£80.00
1800	BD18	£249.00	BDSR18M	£83.00

STANDARD BENCH HEIGHT 450mm.

350Hmm ADD /3; 400Hmm ADD /4 TO ORDER REF


**RAPID
DELIVERY**
ON SELECTED ITEMS
BSR12M
£52

Single Sided, 450H x 315Dmm

BD-12
£215

Double Sided, 450H x 590Dmm

Single & Double Sided Bench Accessories

FROM
£55

Mesh Shoe Racks

- Enables easy cleaning of floors
- Must be ordered with bench

FROM
£21

Hardwood Backrests

- Provides back support on single and double sided benches
- Must be ordered with bench

FROM
£40

Hat / Coat Hook Rails

- Aluminium hooks on ash hardwood rail
- Supplied pre drilled, with hooks loose unless requested otherwise
- Extra hooks available - see page 315
- Other hook types available - see opposite
- Wall fixings not included

WIDTH (mm)	SINGLE SIDED		DOUBLE SIDED	
	REF	PRICE	REF	PRICE
1200	SSR12M	£55.00	DSR12M	£82.00
1500	SSR15M	£57.00	DSR15M	£84.00
1800	SSR18M	£59.00	DSR18M	£86.00


WIDTH (mm)	SINGLE SIDED		DOUBLE SIDED	
	REF	PRICE	REF	PRICE
1200	SSB12	£21.00	DSB12	£21.00
1500	SSB15	£24.00	DSB15	£24.00
1800	SSB18	£27.00	DSB18	£27.00

RAIL LENGTH (mm)	NUMBER OF HOOKS	ORDER REF	PRICE
1200	6	WH12	£40.00
1500	7	WH15	£44.00
1800	8	WH18	£48.00



Garment Hanging Units

- ✓ Freestanding or wall mounted ✓ For industrial or leisure use ✓ Choice of powder coated finishes



Freestanding Garment Rails

- Single sided design
- Mesh top shelf and shoe rack
- Captive chromed hanging rail
- 1750H x 480Dmm, top shelf 300mm deep

WIDTH (mm)	ORDER REF	PRICE
1100	FGR12M	£228.00
1400	FGR15M	£238.00
1700	FGR18M	£245.00

**RAPID
DELIVERY**
ON SELECTED ITEMS



MESH SHELF
OPTION

Frame Colour Options

	Blue		Red		Green
	Silver		Black		Yellow



Captive Coat Hangers
REF CAP
PRICE £2.80 each

Wall Mounted Shelves

- Versatile and robust, suitable for intensive use
- Three standard widths, all 345mm deep
- Captive chromed hanging rail
- Ash hardwood slats or steel framed mesh shelf
- Wall fixings are not included

STEEL FRAMED MESH			ASH HARDWOOD SLATS		
WIDTH	ORDER REF	PRICE	WIDTH	ORDER REF	PRICE
1100	WS12M	£126.00	1200	WS12	£152.00
1400	WS15M	£130.00	1500	WS15	£166.00
1700	WS18M	£134.00	1800	WS18	£178.00

Budget Cloakroom Benches

Wall / Floor Fix Cloakroom Bench

- Wall & floor fixed bench used around perimeters of changing rooms
- 30mm square tube support legs with fixing cleats
- 70 x 300mm long top plate predrilled with 6 holes
- The seat is completed by a set of 3 ash heartwood slats 70 x 25mm screwed to the plate 45mm apart



DIMENSIONS H x W x D (mm)	WEIGHT (kg)	ORDER REF	PRICE
450 x 1000 x 350	9.2	BML10CH	£96.00
450 x 1500 x 350	12.4	BML15CH	£137.00
450 x 2000 x 350	14.2	BML20CH	£150.00
450 x 2500 x 350	18.6	BML25CH	£192.00
450 x 3000 x 350	20.4	BML30CH	£206.00

FRAME COLOUR
OPTIONS AS ABOVE



Floor Fix Cloakroom Bench

- Floor fixed bench, commonly used in sports changing areas
 - 30mm square tube support legs with fixing cleats
 - 70 x 300mm long top plate predrilled with 6 holes
- The seat is completed by a set of 3 ash heartwood slats 70 x 25mm screwed to the plate 52mm apart

DIMENSIONS H x W x D (mm)	WEIGHT (kg)	ORDER REF	PRICE
450 x 1000 x 315	10.2	BBL10CH	£102.00
450 x 1500 x 315	13.9	BBL15CH	£146.00
450 x 2000 x 315	15.7	BBL20CH	£159.00
450 x 2500 x 315	20.6	BBL25CH	£204.00
450 x 3000 x 315	22.4	BBL30CH	£218.00



CLOAKROOM EQUIPMENT

★ NEW ★
RANGE



Locker Stands & Benches

- Rust and Corrosion free
- Strong and yet lightweight
- Available in cream, red or blue
- Easy to assemble, dismantle and clean

Locker Stands with Bench Seats

- Combined locker stand and bench units

NO. OF LOCKERS	DIMENSIONS H x W x D (mm)	ORDER REF	PRICE
2	450 x 640 x 820	STB2BS	£136.00
3	450 x 960 x 820	STB3BS	£167.00
4	450 x 1280 x 820	STB4BS	£174.00

Locker Stands

- Stand only to suit any locker
- Other sizes available

NO. OF LOCKERS	DIMENSIONS H x W x D (mm)	ORDER REF	PRICE
2	150 x 640 x 460	ST2S	£76.00
3	150 x 960 x 460	ST3S	£85.00
4	150 x 1280 x 460	ST4S	£91.00

COLOUR OPTIONS

Cream
 Blue
 Red

SEATS INCLUDE
UNDERBENCH
SHELVING!



WR1000
£53



Wall Rack

DIMENSIONS L x D (mm)	HOOKS	ORDER REF	PRICE
1000 x 70	5	WR1000	£53.00
1200 x 70	6	WR1200	£56.00
1500 x 70	7	WR1500	£59.00
1800 x 70	9	WR1800	£66.00
2000 x 70	10	WR2000	£72.00

Bench Seat

DIMENSIONS H x L x D (mm)	ORDER REF	PRICE
450 x 1000 x 400	B1040S	£110.00
450 x 1200 x 400	B1240S	£125.00
450 x 1500 x 400	B1540S	£148.00
450 x 1800 x 400	B1840S	£171.00
450 x 2000 x 400	B2040S	£187.00



**LOCKERS
FROM
£96**

Wet Area Lockers



- ✓ Essential where a damp environment or frequent washing down is encountered

- Manufactured from pre coated galvanised steel
- Ideal for swimming pools, changing rooms, saunas, shower rooms, industrial wet areas or food preparation plants
- Pre coated galvanised steel body
- Prime 0.7mm steel
- Locker doors with ventilation slots
- Fitted with moisture resistant camlock with 2000 differs as standard



SIZE (mm) H x W x D	CMPTS	ORDER REF	PRICE 1	PRICE 2-4 SUFFIX /2	PRICE 5+ SUFFIX /5
1800 x 300 x 300	1	LW1830301	£126.00	£103.00	£96.00
1800 x 300 x 450	1	LW1830451	£133.00	£109.00	£104.00
1800 x 300 x 300	2	LW1830302	£143.00	£123.00	£116.00
1800 x 300 x 450	2	LW1830452	£151.00	£132.00	£124.00
1800 x 300 x 300	3	LW1830303	£161.00	£142.00	£134.00
1800 x 300 x 450	3	LW1830453	£168.00	£152.00	£144.00
1800 x 300 x 300	4	LW1830304	£178.00	£158.00	£155.00
1800 x 300 x 450	4	LW1830454	£186.00	£172.00	£163.00



- ✓ Germ Guard is a special anti-bacterial paint designed to reduce the spread of E-Coli and MRSA Super Bug

Door Colour Options

For required door colours please add corresponding suffix to the order ref shown

- ☐ Light grey (LXX)
 ☐ Light blue (UXX)
 ☐ Red (RXX)
 ☐ Dark blue (BXX)
 ☐ Yellow (YXX)
 ☐ Green (GXX)



Golf Lockers

- ✓ Top quality lockers, specifically designed for golf club use!
- Robust all steel construction
 - Double vented doors with welded strengthener
 - Through the door cam locks
 - 10 disc lock with 3000 variations
 - Active coat anti-bacterial finish in wide range of colours

Golf Top locker

- Full height door reveals space for a large bag, plus a shoe shelf conveniently located at the base

- 1300H x 380W x 460Dmm

REF GLT PRICE £76.00

Golf Base locker

- Shortened door allows bench seats to be bolted in front of the locker without obstructing access

- 1300H x 380W x 460Dmm

REF GLB PRICE £78.00



Seating is not included,
call us for more details



BODY COLOURS

- ☐ Smoke White
 ☐ Silver Grey
 ☐ Black

DOOR COLOURS

- ☐ Smoke White
 ☐ Silver Grey
 ☐ Red
 ☐ Blue
 ☐ Green
 ☐ Yellow





LOCKERS



L C K E R S

- Robust construction
- Vent system within each door
- Top shelf in single lockers
- Double coat hooks in singles and two tier
- Through the door cam locks
- Probe lockers are 1780mm high
- Sealed compartment with plinth
- Three year guarantee

DOOR COLOURS

- ☐ Smoke white
- ☐ Silver grey
- ☒ Yellow
- ☒ Green
- ☒ Red
- ☒ Blue

CARCASS COLOURS

- ☐ Smoke white
- ☐ Silver grey
- ☒ Black



Cube Lockers

- Multi-purpose storage in 3 sizes
- Pre-drilled for bolting together

DIMENSIONS	ORDER REF	PRICE
305 x 305 x 305	121212	£36.00
380 x 380 x 380	151515	£42.00
460 x 460 x 460	181818	£46.00

FROM
£66

AIR VENTS IN
ALL DOORS

3000 VARIET
CAM LOCK

EACH DOOR
FITTED WITH
STRENGTHENER

5-KNUCKLE SEMI-
CONCEALED HINGE



AC+IVECOAT[®]
anti-bacterial technology

✓ 99.9% reduction of E-Coli
& MRSA Super Bug

Probe Lockers 1780mm High

LOCKER TYPE	W x D (mm)	SINGLE LOCKER	NEST OF 2 LOCKERS	NEST OF 3 LOCKERS
SINGLE DOOR	305 x 305	P701212 £66	P701212N2 £124	P701212N3 £182
	305 x 380	P701215 £71	P701215N2 £132	P701215N3 £194
	305 x 460	P701218 £79	P701218N2 £146	P701218N3 £213
	380 x 380	P701515 £79	P701515N2 £146	P701515N3 £229
	460 x 460	P701818 £94	P701818N2 £175	-
TWO COMPT	305 x 305	P701212/2 £86	P701212/2N2 £165	P701212/2N3 £244
	305 x 380	P701215/2 £90	P701215/2N2 £170	P701215/2N3 £251
	305 x 460	P701218/2 £96	P701218/2N2 £181	P701218/2N3 £265
	380 x 380	P701515/2 £96	P701515/2N2 £181	P701515/2N3 £265
	460 x 460	P701818/2 £113	P701818/2N2 £215	-
THREE COMPT	305 x 305	P701212/3 £94	P701212/3N2 £180	P701212/3N3 £265
	305 x 380	P701215/3 £99	P701215/3N2 £188	P701215/3N3 £277
	305 x 460	P701218/3 £105	P701218/3N2 £198	P701218/3N3 £291

LOCKER TYPE	W x D (mm)	SINGLE LOCKER	NEST OF 2 LOCKERS	NEST OF 3 LOCKERS
FOUR COMPT	305 x 305	P701212/4 £100	P701212/4N2 £193	P701212/4N3 £285
	305 x 380	P701215/4 £108	P701215/4N2 £206	P701215/4N3 £305
	305 x 460	P701218/4 £113	P701218/4N2 £213	P701218/4N3 £314
	380 x 380	P701515/4 £113	P701515/4N2 £213	P701515/4N3 £314
	460 x 460	P701818/4 £131	P701818/4N2 £250	-
FIVE COMPT	305 x 305	P701212/5 £107	P701212/5N2 £207	P701212/5N3 £306
	305 x 380	P701215/5 £112	P701215/5N2 £214	P701215/5N3 £316
	305 x 460	P701218/5 £118	P701218/5N2 £223	P701218/5N3 £329
SIX COMPT	305 x 305	P701212/6 £124	P701212/6N2 £239	P701212/6N3 £355
	305 x 380	P701215/6 £125	P701215/6N2 £241	P701215/6N3 £357
	305 x 460	P701218/6 £134	P701218/6N2 £257	P701218/6N3 £380
EIGHT COMPT	305 x 380	P701515/6 £134	P701515/6N2 £257	P701515/6N3 £380
	305 x 460	P701218/8 £182	-	-
SIXTEEN COMPT	305 x 460	P701218/16 £297	-	-

SLOPING TOP OPTION: prevents unauthorised materials from being stored on top
REF LSTO PRICE £8.90 extra per locker

**Mail Lockers**

1780H x 305W x 305Dmm
6 slot entry mail boxes

Single Locker

P701212/PL6 £154.00

Nest of 2 Lockers

P701212/PL6N2 £301.00

**Twin Lockers**

1780H x 460W x 460Dmm
2 x double coat hooks

Single Locker

TW701818 £130.00

Nest of 2 Lockers

TW701818N2 £257.00

**Clean & Dirty Lockers**

1780H x 460W x 460Dmm
2 x double coat hooks

Single Locker

P701818C/D £112.00

Nest of 2 Lockers

P701818C/DN2 £212.00

**Two Person Lockers**

1780H x 460W x 460Dmm
2 x double coat hooks

Single Locker

2P701818 £140.00

Nest of 2 Lockers

2P701818N2 £268.00

**Low Level Lockers**

- 1220mm high • Full colour range
- Single compartment models have top shelf and double coat hook

**Janitors' Lockers**

1780H x 460W x 460Dmm
double coat hook

Single Locker

P701818JAN £126.00

Nest of 2 Lockers

P701818JANN2 £241.00

**High capacity Lockers**

1780H x 610W x 460Dmm
2 x shelves & hanging rail

Single Locker

HICAP2418 £187.00

LOCKER TYPE	W x D (mm)	SINGLE LOCKER	NEST OF 2 LOCKERS	NEST OF 3 LOCKERS
SINGLE DOOR	305 x 305	P481212 £60	P481212N2 £114	P481212N3 £168
TWO	305 x 305	P481218 £73	P481218N2 £137	P481218N3 £201
COMPT	305 x 305	P481212/2 £80	P481212/2N2 £154	P481212/2N3 £229
	305 x 460	P481218/2 £90	P481218/2N2 £172	P481218/2N3 £254



LOCKERS



LQ1830302LXX
FROM
£60

LQ1830306LXX
FROM
£83

LQ1830304LXX
FROM
£72

LQ1830301LXX
FROM
£55



Express Lockers

✓ A high quality locker available for rapid delivery, usually within 5 days

- Constructed from robust 0.7mm high grade steel
- All lockers are 300mm wide with a choice of 2 depths – 300 or 450mm
- Ventilation slots in the locker doors
- Pre-drilled ready for nesting
- Grey carcass and grey doors



✓ Germ Guard is a special anti-bacterial paint designed to reduce the spread of E-Coli and MRSA Super Bug.

Express Lockers

SIZE (mm) H x W x D	CMPTS	ORDER REF	PRICE 1	PRICE 2-4 SUFFIX /2	PRICE 5+ SUFFIX /5
1800 x 300 x 300	1	LQ1830301LXX	£89.00	£67.00	£55.00
1800 x 300 x 300	2	LQ1830302LXX	£93.00	£71.00	£60.00
1800 x 300 x 300	4	LQ1830304LXX	£103.00	£81.00	£72.00
1800 x 300 x 300	6	LQ1830306LXX	£114.00	£92.00	£83.00
1800 x 300 x 450	1	LQ1830451LXX	£93.00	£71.00	£59.00
1800 x 300 x 450	2	LQ1830452LXX	£99.00	£76.00	£66.00
1800 x 300 x 450	4	LQ1830454LXX	£108.00	£87.00	£78.00
1800 x 300 x 450	6	LQ1830456LXX	£119.00	£97.00	£90.00



FROM
£108



FROM
£103



FROM
£101



FROM
£95

Multi-Compartment Lockers

Staff Locker

- Versatile multi-purpose locker
- Hanging garment storage on one side of the central divider, 4 compartments on the other
- Durable powder coated finish

Dual Garment Locker

- Ideal to separate clean/dirty, indoor/outdoor or wet/dry garments
- Slots at top of door allow full air circulation
- Durable powder coated finish

Duo Locker

- Provides storage for two people, each having a small compartment and a large clothes storage locker
- Durable powder coated finish

Twin Locker

- Single unit with 2 slim full height lockers for clothing and effects
- Compact storage on a smaller footprint than standard lockers
- Durable powder coated finish

Door Colour Options

For required door colours please add corresponding suffix to the order ref shown

- Light grey (LXX)
 Light blue (UXX)
 Red (RXX)
 Dark blue (BXX)
 Yellow (YXX)
 Green (GXX)

PIC	SIZE (mm) H x W x D	ORDER REF	PRICE 1	PRICE 2-4 SUFFIX /2	PRICE 5+ SUFFIX /5
A	1800 x 450 x 450	LG184545S	£136.00	£112.00	£108.00
B	1800 x 450 x 450	LG184545G	£132.00	£108.00	£103.00
C	1800 x 450 x 300	LG184530D	£134.00	£110.00	£101.00
C	1800 x 450 x 450	LG184545D	£154.00	£134.00	£123.00
D	1800 x 450 x 300	LG184530T	£126.00	£103.00	£95.00
D	1800 x 450 x 450	LG184545T	£146.00	£123.00	£112.00



Standard Lockers

- ✓ Single door and multi-compartment lockers suitable for many applications

- Made from high quality 0.7mm thick steel
- Choice of 5 different sizes and 5 door configurations
- Single door lockers have top shelf and a coat hook
- Two door lockers have 1 coat hook per compartment
- Durable powder coated finish with light grey body & choice of 6 door colours

Door Colour Options

For required door colours please add corresponding suffix to the order ref shown

- Light grey (LXX) Light blue (UXX) Red (RXX)
- Dark blue (BXX) Yellow (YXX) Green (GXX)

- ✓ Germ Guard is a special anti-bacterial paint designed to reduce the spread of E-Coli and MRSA Super Bug.

Factory Fitted Sloping Tops

- To prevent litter accumulation (150mm high)

DIMENSIONS W x D (mm)	ORDER REF	PRICE
300 x 300	ST/30/30	£4.60
300 x 450	ST/30/46	£6.70
380 x 380	ST/38/38	£6.70
450 x 300	ST/46/30	£6.70
450 x 450	ST/46/46	£8.90

SIZE (mm) H x W x D	CMPTS	ORDER REF	PRICE 1	PRICE 2-4 SUFFIX /2	PRICE 5+ SUFFIX /5
1800 x 300 x 300	1	LS1830301	£93.00	£70.00	£58.00
	2	LS1830302	£98.00	£75.00	£63.00
	3	LS1830303	£104.00	£80.00	£69.00
	4	LS1830304	£108.00	£85.00	£75.00
	6	LS1830306	£120.00	£96.00	£88.00
	1	LS1830451	£98.00	£75.00	£62.00
1800 x 300 x 450	2	LS1830452	£104.00	£80.00	£69.00
	3	LS1830453	£108.00	£85.00	£75.00
	4	LS1830454	£113.00	£91.00	£82.00
	6	LS1830456	£125.00	£102.00	£94.00
	1	LS1838381	£105.00	£81.00	£70.00
	2	LS1838382	£109.00	£86.00	£77.00
1800 x 380 x 380	3	LS1838383	£115.00	£92.00	£84.00

SIZE (mm) H x W x D	CMPTS	ORDER REF	PRICE 1	PRICE 2-4 SUFFIX /2	PRICE 5+ SUFFIX /5
1800 x 380 x 380	4	LS1838384	£122.00	£98.00	£90.00
	6	LS1838386	£133.00	£109.00	£104.00
1800 x 450 x 300	1	LS1845301	£98.00	£75.00	£62.00
	2	LS1845302	£104.00	£80.00	£69.00
	3	LS1845303	£108.00	£85.00	£75.00
	4	LS1845304	£113.00	£91.00	£82.00
	6	LS1845306	£125.00	£102.00	£94.00
	1	LS1845451	£112.00	£89.00	£81.00
1800 x 450 x 450	2	LS1845452	£115.00	£92.00	£84.00
	3	LS1845453	£120.00	£96.00	£87.00
	4	LS1845454	£122.00	£98.00	£90.00
	6	LS1845456	£146.00	£127.00	£119.00

Cube Lockers

- ✓ For compact storage of smaller personal items or bags
- ✓ Ideal for personal security within industry, commerce, education & hospitals where space restricted



- Steel construction for strength & durability
- Pre-drilled for nesting in locker 'banks'
- Light grey body with choice of 6 door colours - see above



Personal Effects Lockers

OVERALL SIZE H x W x D (mm)	CMPTS	ORDER REF	PRICE 1	PRICE 2-4 SUFFIX /2	PRICE 5+ SUFFIX /5
940 x 900 x 380	20	LR909038Y	£208.00	£204.00	£201.00
1800 x 450 x 380	20	LR184538Y	£208.00	£204.00	£201.00
1285 x 900 x 380	28	LR129038H	£325.00	£309.00	£300.00
1800 x 900 x 380	40	LR189038F*	£434.00	£420.00	£400.00

*Supplied as 2 x model LR909038Y, drilled for bolting together

Cube Lockers

CUBE SIZE (mm) H x W x D	ORDER REF	PRICE 1	PRICE 2-4 SUFFIX /2	PRICE 5+ SUFFIX /5
300 x 300 x 300	UG303030Z	£65.00	£42.00	£25.90
380 x 380 x 380	UG383838Z	£69.00	£47.00	£29.80
450 x 450 x 450	UG464646Z	£73.00	£51.00	£34.60



LOCKERS / MESH LOCKERS



NEST OF 3
010BZP0006
£304

Full Height Mesh Lockers

- ✓ Wire mesh lockers provide visible but secure storage
- ✓ The most economical way to purchase lockers is in nests or multi compartments
- ✓ May be hosed down for total cleaning
 - Single and two door lockers have 3 point locking and coat hooks as standard
 - Manufactured from 25 x 25 x 2.5mm weld mesh on 8mm rod frame
 - Available in nest of 1, 2 or 3
- All lockers are fitted with 150mm high legs
 - Doors accept padlocks - not included
- Electroplated zinc with clear coat of lacquer

Colour Coated Lockers

- ✓ All mesh lockers are available with powder coated finish
Red / Blue / Yellow / Green



Full Height Wire Mesh Lockers

DESCRIPTION	DIMENSIONS H x W x D (mm)	SINGLE		NEST OF TWO		NEST OF THREE	
		ORDER REF	PRICE	ORDER REF	PRICE	ORDER REF	PRICE
SINGLE DOOR	1980 x 305 x 305	010BZP0002	£117.00	010BZP0004	£209.00	010BZP0006	£304.00
SINGLE DOOR	1980 x 305 x 457	010BZP0014	£127.00	010BZP0016	£229.00	010BZP0018	£335.00
TWO COMPARTMENT	1980 x 305 x 305	010BZP0020	£122.00	010BZP0022	£222.00	010BZP0024	£324.00
TWO COMPARTMENT	1980 x 305 x 457	010BZP0032	£135.00	010BZP0034	£248.00	010BZP0036	£362.00
FOUR COMPARTMENT	1980 x 305 x 305	010BZP0056	£138.00	010BZP0058	£254.00	010BZP0060	£373.00
FOUR COMPARTMENT	1980 x 305 x 457	010BZP0068	£151.00	010BZP0070	£283.00	010BZP0072	£415.00
SIX COMPARTMENT	1980 x 305 x 305	010BZP0074	£158.00	010BZP0076	£300.00	010BZP0078	£442.00
SIX COMPARTMENT	1980 x 305 x 457	010BZP0086	£174.00	010BZP0088	£329.00	010BZP0090	£485.00



010BZP0150
£519

20 COMPARTMENT LOCKER

Wire Mesh Multi Compartment Lockers



010BZP0158
£336

- Manufactured from 25 x 25 x 2.5mm weld mesh on 8mm rod frame
- Open fronts, or with padlockable doors
- All lockers are fitted with 150mm high legs
- Electroplated zinc with clear coat of lacquer



40 COMPARTMENT LOCKERS

- This design is available with open front or fitted with double doors which enclose all the compartments
- 3 point locking with hasp and staple to take padlock (padlock is not included)



010BZP0145
£191

Wire Mesh Multi Compartment Lockers

DESCRIPTION	DIMENSIONS H x W x D (mm)	COMPARTMENT DIMENSIONS H x W x D (mm)	WITH DOORS		WITHOUT DOORS	
			ORDER REF	PRICE	ORDER REF	PRICE
12 COMPARTMENT PERSONAL LOCKERS (INDIVIDUAL DOORS)	1390 x 935 x 305	305 x 305 x 305	010BZP0146	£327.00	010BZP0145	£191.00
	1390 x 935 x 457	305 x 305 x 457	010BZP0152	£361.00	010BZP0151	£226.00
16 COMPARTMENT PERSONAL LOCKERS (INDIVIDUAL DOORS)	1390 x 1240 x 305	305 x 305 x 305	010BZP0148	£415.00	010BZP0147	£233.00
	1390 x 1240 x 457	305 x 305 x 457	010BZP0154	£460.00	010BZP0153	£278.00
20 COMPARTMENT PERSONAL LOCKERS (INDIVIDUAL DOORS)	1390 x 1545 x 305	305 x 305 x 305	010BZP0150	£519.00	010BZP0149	£295.00
	1390 x 1545 x 457	305 x 305 x 457	010BZP0156	£571.00	010BZP0155	£346.00
40 COMPARTMENT LOCKERS	1390 x 770 x 305	150 x 150 x 305	010BZP0158	£336.00	010BZP0157	£268.00
(DOUBLE DOORS ENCLOSE ALL COMPARTMENTS)	1390 x 770 x 457	150 x 150 x 457	010BZP0160	£370.00	010BZP0159	£295.00