



**WORK TO SIERS STANDARDS
 SEMA USER MEMBER**




**WE ALSO SPECIALISE IN
 DESIGN, SUPPLY AND INSTALL**

- ✓ **Pallet Racking**
- ✓ **Longspan Shelving**
- ✓ **Mezzanine Floors**
- ✓ **Office Interiors**
- ✓ **Longspan Racking**
- ✓ **Pallet/Carton Live**



STORAGE DESIGN LIMITED
 Primrose Hill, Cowbridge, South Wales, CF71 7DU
TEL: 01446 772614
Fax: 01446 774770
 Email: info@storage-design.co.uk
 Web: www.storage-design.co.uk








2009 Edition



TEL: 01446 772614
Fax: 01446 774770
 Email: info@storage-design.co.uk
 Web: www.storage-design.co.uk



	PROJECTS	2-15
	STORAGE PRODUCTS	16-67
	WAREHOUSE & DISTRIBUTION	68-97
	MATERIALS HANDLING	98-165
	WORKSHOP EQUIPMENT	166-199
	SAFETY & ENVIRONMENTAL	200-225
	OFFICE & COMMERCIAL	226-273
	FACILITY MANAGEMENT	274-305
	SITE & SECURITY	306-332
	TERMS & CONDITIONS, INDEX	333-336

PRICE FLUCTUATIONS Due to the volatile nature of the currency markets, especially the pound against the euro, some products may carry a surcharge. If this is the case you will be informed before your order is processed.



30 Boltless Shelving



142 Stainless Steel Trolleys



132 Drum Handling



103 High Lifter



194 Tubular Frame Benches



Mezzanine Floors


- ✓ Mezzanines are designed and engineered to fit within a current building and to "fit in" with existing floor plans and layouts
- ✓ They remove the need to purchase extra space, the impact caused by construction and the problems created by leasing space



**SINGLE TIER
ASSEMBLY FLOOR,
WITH BELT
CONVEYOR FEED**

- Single Tier • Multi-Tier
- Turn-Key Solutions • Office/Retail
- Industrial Platforms & Walkways
- Ideal for providing additional space for warehousing, manufacture, storage, offices, cafeterias, company records, locker rooms and more

**TWO TIER FLOOR,
WITH OFFICES
ABOVE AND BELOW**



- ✓ Mezzanine floors can be custom designed to suit your application with components pre-fabricated to ensure minimum disruption during installation

- ✓ They can include access options for conveyors (horizontal or vertical) and machine service.

- ✓ Safe and dependable mezzanines are designed, engineered and built by professionals to meet current legislation and local authority building regulations.

How to proceed...



Initial Visit

Contact our sales office and we will arrange to visit you to discuss your requirements. During an initial site survey, we will work closely with you, discussing your mezzanine application, agreeing loading, deciding material, column grid and site conditions for installation.



Design & Quotation

With many years of hands-on experience, our sales engineers will quickly be able to produce a scheme which both meets your requirements and your budget. Our initial drawings will often lead to further considerations which we shall be pleased to explore with you.



Full Site Survey

When you have seen the cost benefits that installing a mezzanine floor can bring, and an order is placed, our project engineers will complete a detailed site survey. Drawings and calculations can then be submitted for building approval. All Delflor structures are designed to BS6399, BS5950 and BS449.



Building Regulations

From the very first stage of initial costing through to final structural design we will work closely with you until you are completely satisfied with all aspects of the scheme. Our structural engineers will also help obtain approvals on your behalf at no extra cost. A buildings regulations application is applied for via an approved inspector. Approval is usually gained within four weeks.

Manufacture

Manufacture of Delflor Mezzanine Floors is carried out in a purpose built factory to the highest standards. Structures are pre-fabricated at the works by utilising state of the art CAD/CAM. Automatic punching and drilling lines allow simple and accurate bolting together on site. As we engineer our products in-house, we are able to continuously monitor product quality and schedules. Our team meets regularly to generate new ideas that will improve product design and manufacturing procedures that will keep us competitive in a demanding market. We are with you until you are 100% satisfied with your mezzanine.



Installation

We provide a total installation service. Our factory trained crew provides site measurement services and installation of the mezzanine. We will include an estimated installation time with our mezzanine proposals, and will work with you to ensure that any disruption to your business is minimised.





Single-Tier Platform Structures

A Delflor mezzanine enables you to economically customise your environment and setting according to your requirements, with the knowledge that the structure will have stability, style and versatility. The ability to free span large distances, combined with design and construction techniques enables one and two-storey constructions.



Efficient use of space allows a company to operate more economically and effectively. Internal expansion is most often the rational answer to space shortage.

It then becomes unnecessary to move to larger premises with the inherent costs such as rent and relocation.



Multi-Tier Platform Structures

A mezzanine on top of a mezzanine

The majority of raised platform floors are classified as capital equipment so businesses gain the appropriate tax advantages. It is also worth noting that the majority of mezzanine floors can be relocated.

Mezzanine floor components...


Decking materials, handrails, gates, staircases and ladders

- Choosing the right decking for your raised platform structure is vital
- Select one that is not suitable and it can be both expensive and time consuming to rectify
- We will help guide you, ensuring that you make the correct choice for your facility




High Density Particle Board

38mm high-density particle board is a durable, economical choice for general, storage facility applications and a variety of other uses.



Steel Chequer Plate

4mm or 6mm steel Chequer Plate provides outstanding wear resistance, with the pattern reducing slippage. It is excellent for heavy loads and forklift traffic.



Steel Mesh

Steel mesh - is a strong and versatile open deck. It allows maximum transfer of heat, sound, and ventilation between levels while retaining strength and rigidity.



Handrails

This handrail system offers strength and durability. All connections are concealed within the posts to prevent unsightly extensions or visible handrail joints. Dome headed fixtures eliminate potential snagging points.



SLIDING RAIL WITH WEAR PLATE AND STANDARD HANDRAIL




Up & Over Gates

Gates and openings onto the deck can be provided to accommodate gates, swing gates access ways, conveyors, stairs, loading docks, ductwork, or any other feature requiring passage to or through the mezzanine.



Staircases

Prefabricated staircases install quickly and easily at any predetermined point on the mezzanine. Available in multiple styles, staircases are available in a variety of materials, widths and finishes to suit your environment.



Ladders

Used for access to or escape from decking, these ladders are manufactured to suit the particular floor and workplace.

Premierack Solutions



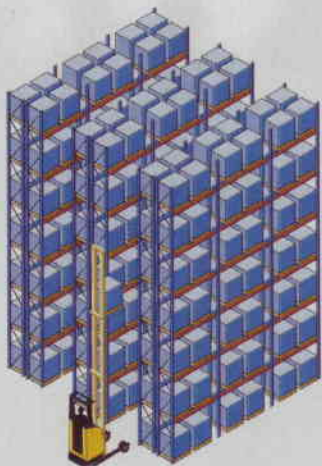
Our pallet racking is designed & built to exceed current UK (S.E.M.A.) and European (F.E.M.) standards

Premierack Solutions...



Wide Aisle Standard Racking


- Ideal for storing all palletised and non-palletised loads
- Wide aisles allow full manoeuvrability of fork lift trucks
- 100% access to individual pallets
- Fully adjustable beam levels to suit varying pallet heights
- Use of conventional fork-lift trucks - cost-effective



Narrow Aisle Racking

- Offers the same flexibility found in wide aisle racking but increases storage capacity by reducing aisle width & storing pallets to a greater height
- Allows access to each individual pallet whilst retaining full system adjustability
- Specialist fork truck required but cost is offset by the added value of better space utilisation





Call us for a **FREE** site survey and quotation!



We also specialise in:
 Double Deep Racking, Mobile Racking,
 Live Storage, Carpet Racking
 & Multi-Tier Racking

Premierack Solutions...




Push Back Racking

- Pallets are stored on sloping rollers supported on pallet racking
- Pallets pushed up and retrieved from one side only
- Offers good occupancy rates within a high-density system and can store a variety of pallet types together



Drive In / Drive Through Racking

- Allows high density storage for installations with pallet retrieval from one side only except with drive-through applications
- Suitable for seasonal goods with low stock rotation
- Ideal for cold and chill storage and bulk storage applications





Shelfplan Solutions

- ✓ System Shelfplan is the industry standard for shelving designed to contain wide, bulky loads. It bridges the storage gap between light-duty shelving and pallet racking.
- ✓ The range of applications can be from a single unit to a sophisticated multi-level picking system.

Recognised for its versatility System Shelfplan is a high quality long span shelving system. With a very high load bearing capacity, System Shelfplan is ideal for an extensive range of storage applications. Whether for parts and materials, tools, drawings, files, garments, work in process or finished goods, the correct storage system makes an important contribution to workflow effectiveness and productivity.




- Highly adaptable modular system
- Wide choice of beam lengths
- Quick and easy to construct
- Simple to modify and extend
- Easy to adapt to changing needs
- Can store a vast range of different products
- Excellent for hand picking operations



Multi-Tier Applications

- Maximises use of available cubic space
- Multiple storage and access options
- Additional floors and walkways can double the current storage space
- Provides pedestrian access for order picking
- A second level may be added to existing systems






Archive Storage

- Compact high-density storage
- High capacity frames and beams
- System flexibility to suit all types and sizes of archive boxes
- Single level or multi-level configurations

Hanging Garment Rail Systems

- High density garment storage
- Retail, wholesale and distribution
- Different capacity rails for multiple requirements, easily adjustable
- Enables easy access and improved picking of garments or hangered items
 - Aids continuous stock control operations



Carton Live Storage

- Efficient stock rotation and replenishment
- Cartons are stored on sloping roller beds and roll down under the force of gravity.
- High capacity frame means that System Shelfplan is well suited for light duty Carton Live Storage

Mobile Storage

- An ideal system for the most demanding space constraints
- Excellent for the long-term storage of goods
- Maximises use of floor space
- Only one operating aisle required
- Available in a wide array of configurations and capacities
- Manually or electronically operated



Partition & Ceiling Solutions



Fire & Sound

Fire & Sound has been tested to BS476 part 22 and offers up to 60 minutes fire resistance in full height glazed, solid and door elevations. Insulation performance is available on solid elevations only. Where acoustic performance is a consideration, the system can provide sound attenuation values of up to 52db(Rw) under laboratory test conditions.

- Standard module size is 1200mm. Maximum construction height is determined by the choice of stud size and panel type, however, 102mm Fire & Sound can be build up to a height of 4200mm
- Venetian blinds can be accommodated within the system as can a range of electrical switches with the use of a cable management post
- Doors are available in natural wood finishes, including Ash, Koto, Oak, Cherry, Beech, Maple and Sapele. All doors can be include any shape or size of vision panel or lipping
- To compliment Fire & Sound, a wide choice of door furniture in a variety of finishes is also available



Fire & Sound at a glance

Areas of use Executive office suites, reception areas, conference suites, general office, light industrial

Max Construction Heights

Solid modules Standard construction - up to 4200mm, heights in excess of this are achievable

Glazed modules Maximum recommended height using standard sections - 3600mm

Fire performance

Solid modules Up to 60 minute fire rating

Glazed modules Up to 60 minute fire rating in both centre single and double glazed applications

Door modules Up to 60 minute fire rating*

Acoustic performance

Solid modules Standard construction - up to 52dB (Rw)

Glazed modules Standard construction - up to 43dB (Rw)

Door modules Standard solid door core - up to 30dB (Rw)

*60 minute rating on timber door sets only.

Construction Options

Solid modules Standard construction is with 12.5mm plasterboard panels with a wide choice of finishes together with numerous joint and trim options

Glazed modules Includes offset single, centre single, double glazing and the option of Venetian blinds

Door modules Standard frames are supplied to suit 1981 x 838 x 44mm doors. Frames will also accept most types of doors



Call us for a **FREE** site survey and quotation



Ovation Partition System

A state-of-the-art partition system, offering designers and installers the vertical solution for the new millennium

This system has been designed to suit many different environments. It's styling provides gently radiused upright posts and door frames with a choice of either recessed or flush skirting. The system is available in an almost unlimited choice of RAL or BS coloured finishes to complement any interior design scheme.

Construction

Designed for fast and easy installation, the introduction of Bi-element construction effects the end user rapid on-site assembly without lengthy lead in times.

Fire

Safety is a key feature of this system. It has been thoroughly tested and offers 30 minute fire resistance to BS476 part 22, 1987, on full height single and double glazing elevations. This also applies to door modules and solid elevations, regardless of the board joint details.

Acoustics

Acoustics is another major performance consideration and again Ovation passes the test. Solid construction offers sound attenuation values of up to - 42db (Rw) under laboratory conditions.



Partition & Ceiling Solutions



Wall Store

Tenon Wall-Store is a simple but very effective concept which utilises ceiling-height, variable width modular storage units. Wall lengths are assembled from a choice of elevation options to provide compact and streamlined storage. These can be used as both free-standing room dividers or as partition walls for cellular offices.

The system offers an extensive choice of door and drawer configurations as well as the potential to include open shelving and display features. Furthermore, audio-visual presentational equipment such as screens and television monitors can also be easily accommodated.



Operable Walls

Silenta is a high specification; top hung acoustic moveable wall system that provides acoustic performance of between 37/53dB(RW). The system comprises individual panels suspended from a top track only, with each panel having a top and bottom retractable seal that locks between the ceiling track and floor. Operation of the seals is achieved by a simple 90° turn of the removable locking handle and a variety of stacking arrangements ensures optimum use of space. Pass doors may also be included if required.

Compacta is a hinged panelled sliding wall system, floor track fitted with an optional top hung system available. The range is designed for rooms where multiple uses and rapid changes are required. Panels are fitted with an aluminium profile to each long edge complete with rubber box seals to ensure an airtight fit when fully closed. A reasonable level of sound reduction is achieved with the use of bubble seals at the upper and lower edges of the panels.



Washrooms

Our Washrooms are designed for speedy and easy installation, all washroom products are supplied ready for immediate fitting, and are supplied complete with all the necessary fittings and fixings.

If you have an enquiry then simply fax the details together with a drawing or a sketch of your requirements to us - we will do the rest. Cubicles can be made to measure to suit all situations, however, standard sizes and dimensions are as follows:

- Standard cubicle height 1950mm
- Standard cubicle width 1500mm
- Partition panel size 1800Hx 1500Wmm
- Standard door size 600mm



Modular industrial partitioning tailored to your own requirements

WAREHOUSE DIVIDER
STANDARD 2200H PANELS

£111
PER LINEAR METRE

This price is for budget purposes only. Doors are at extra cost. Note: One central horizontal tube per 2200mm panel from August 2005

Telescopic poles link to roof if required

Standard 2200H sections may be doubled up for 4400 height (3000H also available)

800H top sections may be added singly or in multiples for extra height

▲ Standard Panel
2200 x 1200 (HxW)

▲ Sliding Padlockable Door
2200 x 1800 (HxW)
Overall height 2300

▲ Standard Panel
2200 x 1200 (HxW)

▲ Standard Panel + 800H Top Section
(1200W)

▲ Hinged Padlockable Door
2200x1000

▲ Two High STD Panels
2200x1200 = 4400H

▲ Two High STD Panels
2200x1000 = 4400H



Warehouse & Factory Division

- ✓ Highly cost effective
- ✓ Modular panels give unlimited design potential
- ✓ Easily assembled, and readily relocated when needs change



Standard Mesh Modularity

- ✓ Build to any height as required
- ✓ Assemble free-standing, then bolt to floor for security



We offer a full site survey & managed installation service - Call us for a free site survey and quotation