



## Workshop Cupboards

WORKSHOP EQUIPMENT

# PROBE

C U P B O A R D S

✓ 65kg shelf loading

✓ Attractive, robust design made to withstand the wear and tear of industrial use

- All steel carcass construction
- Phosphated and powder coated prior to assembly
- High rigidity welded door frames
- Doors have full height stiffeners
- Six-lever locks operate espagnolette bolts



**AC+IVECOAT**<sup>®</sup>  
anti-bacterial technology

✓ 99.9% reduction of E-Coli & MRSA Super Bug



### Probe Cupboards

DIMENSIONS H x W x D (mm)	ADJUSTABLE SHELVES	DESCRIPTION	ORDER REF	PRICE
1780 x 915 x 460	3	DOUBLE DOOR STORAGE CUPBOARD	LP1	£244.00
1780 x 915 x 460	1	DOUBLE DOOR WARDROBE CUPBOARD: FULL WIDTH SHELF WITH HANGING RAIL	LP1A	£323.00
1780 x 610 x 460	1	SINGLE DOOR WARDROBE CUPBOARD: FULL WIDTH SHELF WITH HANGING RAIL	LP4	£175.00
1780 x 610 x 460	3	SINGLE DOOR STORAGE CUPBOARD	LP4A	£187.00
1780 x 915 x 460	3	COMBINATION CUPBOARD & WARDROBE: CENTRAL PARTITION, HALF SHELF WITH HANGING RAIL BENEATH + 3 HALF SHELVES	LP6	£274.00
1780 x 915 x 460	6	8-COMPARTMENT CUPBOARD: CENTRAL PARTITION WITH 6 ADJ SHELVES	LP7	£301.00
1780 x 915 x 460	9	12-COMPARTMENT CUPBOARD: 2 PARTITIONS WITH 9 ADJUSTABLE SHELVES	LP8	£344.00
1015 x 915 x 460	1	LOW CUPBOARD TWIN DOORS	LC403618IN	£186.00
890 x 460 x 460	2	LOW CUPBOARD WITH SINGLE DOOR	PTC351818IND	£94.00

#### DOOR COLOURS:

Red Blue Green Yellow  
Smoke White Silver Grey

#### CARCASS COLOURS:

Black Smoke White Silver Grey



## Quickline Cupboards

✓ Quality workshop cupboards, normally available from stock

- Fully welded steel construction
- Adjustable shelves take 50kg load
- Optional drawers take 20kg load
- Cylinder lock with two keys
- 3-point locking on hinged door models
- Stock supplied colours as shown

■ RAL7000 ■ RAL7035



EAA11200201  
£252



EAA11200101  
£286



EAA13305108  
£500



### Single Door Cupboard

- 1000H x 485W x 500Dmm
- 2 shelves • RAL7000 finish
- 3-sided upstand around top

EAA11200201 £252.00

### Single Door Cupboard with drawer

- 1000H x 485W x 500Dmm
- 1 shelf • RAL7000 finish
- 3-sided upstand around top

EAA11200101 £286.00

### Double Door Cupboard

- 2000H x 1000W x 400Dmm • 4 shelves
- Reinforced doors • RAL7035 finish

EAA13305108 £500.00



EAB48305208  
£498

### Double Door Cupboard with drawer

- 1000H x 980W x 500Dmm
- 1 shelf • RAL7000 finish
- 3-sided upstand around top

EAA12200101 £346.00



EAA12200101  
£346

### Double Door Cupboard

- 1000H x 980W x 500Dmm
- 2 shelves • RAL7000 finish
- 3-sided upstand around top

EAA12200201 £311.00



EAA12200201  
£311

### Extra Wide Sliding Door Cupboard

- 2000H x 1200W x 450Dmm
- 4 shelves • RAL7035 finish

EAB48305208 £498.00



## Workshop Storage

**Modular Organisers** ✓ Perfect for organising tools, fasteners and small parts

✓ Build your own design with mix &amp; match modules

- Manufactured in steel with grey powder coat finish
- Rubber tray mat provides safe, non-stick work surface
- Fitted with 2 swivel+brake and 2 fixed castors
- Supplied in easy-to-assemble modules

**Lockable Cabinet & Bin Cart**

- 12 bin compartments
- 12 dividable drawers
- Lockable cabinet
- 915H x 610W x 610Dmm
- Weight 82kg

REF 662-95 PRICE £585.00

662-95  
£585All organisers are double sided  
for maximum storage space!**24 Bin Mobile Organiser**

- 12 compartments per side
- 810H x 610W x 610Dmm
- Weight 63kg

REF 663-95 PRICE £413.00

663-95  
£413**80 Bin Mobile Organiser**

- 40 compartments per side
- 810H x 610W x 610Dmm
- Weight 72kg

REF 664-95 PRICE £442.00

664-95  
£442**RAPID  
DELIVERY**D368  
£101HOLDS WIRE SPOOLS  
UP TO 254MM DIA.  
SPOOLS NOT INCLUDED

PACKS OF 4

**Aerosol Can Rack**

- Holds six cans up to 74mm dia • 102H x 857W x 295Dmm

REF D385/4 PRICE £88.00 (Pack of 4)

**Wire Spool Racks**

- Robust steel frame • 16mm lift out steel rods
- Supplied knocked down ready for easy assembly

ITEM	OVERALL H x W x D (mm)	ORDER REF	PRICE
1 ROD WIRE SPOOL RACK	264 x 664 x 152	D383	£65.00
2 ROD WIRE SPOOL RACK	435 x 664 x 152	D384	£77.00
4 ROD WIRE SPOOL RACK	943 x 664 x 152	D368	£101.00

## Modular Storage System

- ✓ Practical & versatile system for maximum parts storage in minimum space
- ✓ Mix & match modules to create tailored storage systems

- Robust steel construction with durable grey powder coat finish
- Modular sections are supplied ready assembled
- Sections are easily combined with supplied fixings



### Model 655-95

48 drawer cabinet with a multi-use, keyed  
& lockable utility cabinet  
Dimensions: 1543H x 857W x 311Dmm  
**REF 655-95 PRICE £543.00**



### Model 653-95

48 drawer cabinet with 40 parts bin  
Dimensions: 1880H x 857W x 311Dmm  
**REF 653-95 PRICE £522.00**



### Model 656-95

48 drawer cabinet with 18 parts bin  
Dimensions: 1447H x 857W x 311Dmm  
**REF 656-95 PRICE £501.00**

## Jumbo Storage Cabinets

- ✓ Huge storage capacity, minimum space used
- ✓ Superstrong 14-gauge steel carcass

- All welded construction
- Grey powder coat finish
- 3-point locking handle with two keys
- Fully welded piano hinge, flush style double doors
- High box style legs allow forklift entry
- 2 models available complete with bins



### Model JC-137

137 hook-on bins,  
3 adjustable cabinet shelves  
Dimensions: 1981H x 1219W x 609Dmm  
**REF JC-137 PRICE £1017.00**

NO. DRAWERS	H x W x D (mm)
64	76 x 101 x 127
64	76 x 101 x 177
3	101 x 203 x 381
6	101 x 406 x 381



### Model JC-171

171 hook-on bins  
Dimensions:  
1981H x 1219W x 609Dmm  
**REF JC-171 PRICE £1032.00**

NO. DRAWERS	H x W x D (mm)
64	76 x 101 x 127
64	76 x 101 x 177
24	101 x 152 x 381
13	101 x 203 x 381





## Workshop Cupboards

WORKSHOP EQUIPMENT



## Heavy Duty Workshop Cupboards

✓ Completely self contained mini workshop cupboards, which can be located on the workshop floor providing instant 'on the spot' maintenance facilities

- Heavy gauge welded steel construction
- Pivoted hinge doors allow runs of cupboards to be created
- Perforated inner doors and rear for tool storage
- Drawers each mounted on four roller bearings, with an individual weight capacity of 75kg
- 100kg capacity shelves, adjustable on 100mm pitch
- Attractive two tone epoxy powder coated finish – optional colour choices available
- Security provided by espagnolette locking system

### Secure Mini Workshop A

- 2000H x 1000W x 600Dmm
- 1 worktop and 1 adjustable shelf
- 4 drawers
- Louvre panel with bin kit
- Perfo panel with hook kit

REF 10097129.03

PRICE £1080.00

TOOLS NOT INCLUDED

★ NEW ★  
PRODUCTS



### Model B

- 2000H x 1000W x 600Dmm
- 1 worktop, 2 adjustable shelves
- Louvre panel with bin kit
- Perfo panel with hook kit

REF 10097130.03

PRICE £822.00



### Model C

- 2000H x 1000W x 600Dmm
- 1 worktop, 9 drawers
- 2 Perfo panels with hook kit

REF 10097132.03

PRICE £1449.00



### Model D

- 2000H x 1000W x 600Dmm
- 1 worktop, 3 drawers
- Louvre panel with bin kit
- Perfo panel with hook kit

REF 10097133.03

PRICE £970.00





## Storage & Bin Cupboards

- ✓ Tough industrial quality, heavy gauge welded steel construction
- ✓ 75kg capacity adjustable shelves
- Two point espagnolette locking mechanism on doors
- Grey epoxy powder coating with blue door finish



10018070.03  
**£278**



10018072.03  
**£319**



### Low Level Cupboards

- 1000H x 1000W x 300Dmm

#### STORAGE CUPBOARDS

- 2 adjustable shelves

#### Plain Doors

REF 10018070.03

PRICE £278.00

#### Bin Cupboard

- 5 shelves & 39 bins

REF 10018074.03

PRICE £402.00



#### Bin Cupboard

- 3 shelves & 16 bins

REF 10018076.03

PRICE £420.00

### Extra Depth Low Level Cupboards

- 1000H x 1000W x 500Dmm

#### STORAGE CUPBOARDS

- 2 adjustable shelves

#### Plain Doors

REF 10018072.03

PRICE £319.00

★ NEW ★  
**PRODUCTS**



10018071.03  
**£455**



10018073.03  
**£520**



### High Level Cupboards

- 2000H x 1000W x 300Dmm

#### STORAGE CUPBOARDS

- 3 adjustable shelves

#### Plain Doors

REF 10018071.03

PRICE £455.00

Extra Shelf 1000W x 300Dmm

REF 12101135.16 PRICE £15.30

#### Bin Cupboard

- 11 shelves & 72 bins

REF 10018075.03

PRICE £742.00



#### Bin Cupboard

- 8 shelves & 44 bins

REF 10018077.03

PRICE £820.00

### Extra Depth High Level Cupboards

- 2000H x 1000W x 500Dmm

#### STORAGE CUPBOARDS

- 3 adjustable shelves

#### Plain Doors

REF 10018073.03

PRICE £520.00

Extra Shelf 1000W x 500Dmm

REF 12101136.16 PRICE £21.80





## Workshop Storage



FAA14000104

### Workshop Cupboards, with Optional Drawers

- 2000H x 1023W x 400/555Dmm

DIMENSIONS H x W x D (mm)	ADJUSTABLE SHELVES	DRAWERS	ORDER REF	PRICE
2000 x 1023 x 400	4 x 345Dmm	-	FAA13000104	£507.00
2000 x 1023 x 555	4 x 500Dmm	-	FAA14000104	£533.00
2000 x 1023 x 555	4 x 500Dmm	1 x FULL WIDTH	FAA14000704	£590.00
2000 x 1023 x 555	4 x 500Dmm	2 x FULL WIDTH	FAA14000804	£646.00
2000 x 1023 x 555	4 x 500Dmm	3 x FULL WIDTH	FAA14000204	£702.00

FAA1403S101  
£910

### Complete Mini-Workshop

- 2000H x 1023W x 555Dmm
- Perforated door panels for tool hanging
- 3 tool storage drawers 100mm high
- Wooden worktop • 5 adjustable shelves
- 12 x size 1 and 48 x size 2 blue bins
- Containers as shown, but tools not included

REF FAA1403S101 PRICE £910.00

FAB3300S151  
£711

### Sliding Door Cabinets

- 2000H x 1023W x 450Dmm • 370mm deep shelves
- Cabinet with 4 shelves **FAB33000104 £644.00**
- Cabinet with 6 shelves **FAB33000404 £674.00**
- Cabinet with 6 shelves, 12 grey and 16 blue size 3 bins  
**FAB3300S151 £711.00**

★ NEW ★  
PRODUCTSFAA13005204  
£663

### Hinged Door Cabinets

- 2000H x 1023W x 400Dmm • Shelves are 345mm deep

DIMENSIONS H x W x D (mm)	SHELVES INCLUDED	BIN SELECTION	ORDER REF	PRICE
2000 x 1023 x 400	6	-	FAA13000204	£535.00
2000 x 1023 x 400	6	(28) GREY 3	FAA13005204	£663.00
2000 x 1023 x 400	7	-	FAA13000304	£549.00
2000 x 1023 x 400	7	(12) BLUE 3A2, (20) GREY 3	FAA13005304	£665.00
2000 x 1023 x 400	8	-	FAA13000404	£563.00







## Perforated Tool Holder Panels

- Wall mounting, for general workshop use
- 50kg max load
- 670H x 1500W x 20Dmm **FBE06700008 £112.00**
- 670H x 2000W x 20Dmm **FBE06750008 £175.00**
- Two 1500W panels complete with set of 84 tool hooks **FBE0670S101 £516.00**



## Workshop Cupboards 2000mm high

### Colour Options

 Grey RAL7035 suffix 08	 Grey RAL7000 suffix 01
 Green RAL6011 suffix 02	 Blue RAL5012 suffix 04

### Perfo Panel Tool Storage Cabinet

- 2000H x 1023W x 400Dmm
- Perforated back & internal door panels
- 1 x 250Dmm shelf

**CABINET ONLY FAA13030204 £654.00**

**FITTED CABINET** with set of 156 tool hooks  
**FAA13035204 £1238.00**



**CABINET WITH  
TOOL CLIPS  
AND BINS**

**FAA14025404  
£946**




### View Cabinet with Polycarbonate Doors

- 2000H x 1023W x 400Dmm
- Perforated panels over back
- 1 x 250D shelf

**CABINET ONLY FAA13020204 £777.00**

**FITTED CABINET** with set of 142 tool hooks  
**FAA13025204 £1272.00**



### View Cabinet with Polycarbonate Doors

- 2000H x 1023W x 555Dmm
- Perforated top panels
- 1 x 480Dmm shelf, 3 x 500Dmm shelves

**CABINET ONLY FAA14020404 £781.00**

**FITTED CABINET** with set of 32 tool hooks,  
6 x size 4A2 (blue) & 6 x size 4 (grey) bins  
**FAA14025404 £946.00**

### Tool & Parts Storage Centre

- 2000H x 1023W x 400Dmm
- Perforated back and door panels
- 4 adjustable shelves
- 8 container hanging rails
- 8 bins each in sizes 1, 3A2 and 3
- 20 x size 2 bins
- Comprehensive 92-piece tool hook set
- Containers as shown, but tools not included

**FAA1303S108 £1054.00**





## Drawer Units

## High Capacity Drawer Cabinets 500 Wide Cabinets



10001112.03  
**£491**

### 6 Drawers


- 800H x 500W x 500D
  - 4 x 100mm, 2 x 150mm high drawers
- REF 10001112.03 PRICE £491.00**



Quality products,  
British made with  
long life in mind

★ NEW ★  
**PRODUCTS**

★ BEST ★  
**SELLERS**




10018164.03  
**£387**

### 3 Drawers & Cupboard

- 800H x 500W x 500D
  - 2 x 75mm, 1 x 150mm high drawers, 400mm cupboard with shelf
- REF 10018164.03 PRICE £387.00**




Tough welded steel body




Welded drawer pan with perforated base and slotted sides to accept a wide variety of dividers



As well as a central lock, each drawer has a safety trigger lock



Heavy duty industrial roller bearings give smooth free rolling action and a 75kgs UDL capacity per drawer



Handle with label holder and plastic protective strip for easy identification

## 750 Wide Cabinets



10026042.03  
**£551**

### 6 Drawers

- 800H x 750W x 500D
  - 4 x 100mm, 2 x 150mm high drawers
- REF 10026042.03 PRICE £551.00**



10018166.03  
**£450**

### 3 Drawers & Cupboard

- 800H x 750W x 500D
  - 2 x 75mm, 1 x 150mm high drawers, 400mm cupboard with shelf
- REF 10018166.03 PRICE £450.00**



10026040.03  
**£638**

### 7 Drawers

- 875H x 750W x 500D
  - 1 x 75mm, 4 x 100mm, 2 x 150mm high drawers
- REF 10026040.03 PRICE £638.00**



## Drawer Divider Kits

The divider kits on this page are designed to improve the utilisation of the range of drawers available. Please select the kit to suit your particular size.

★ NEW ★  
PRODUCTS



500mm KIT A



500mm KIT B



500mm KIT C



500mm KIT D



500mm KIT E

FROM  
£17.70



500mm KIT F



750mm KIT G



750mm KIT H



750mm KIT J



750mm KIT K

### Drawer Divider Kits

KIT	CABINET WIDTH	DRAWER HEIGHT	DESCRIPTION	ORDER REF	PRICE
A	500mm	75mm	9 VARIABLE LOCATIONS	13020602	£17.70
	500mm	100/150mm	9 VARIABLE LOCATIONS	13020603	£21.00
B	500mm	75mm	4 FIXED LOCATIONS	13020381	£21.80
	500mm	100/150mm	4 FIXED LOCATIONS	13020382	£21.80
C	500mm	75mm	9 FIXED LOCATIONS	13020383	£21.80
	500mm	100/150mm	9 FIXED LOCATIONS	13020384	£21.80
D	500mm	75mm +	12 FIXED LOCATIONS	13020385	£21.80
E	500mm	75mm +	24 REMOVABLE LOCATIONS	13020387	£33.30
F	500mm	-	FOAM LINER PAD	11301011	£2.00
G	750mm	75mm	12 VARIABLE LOCATIONS	13020605	£23.40
	750mm	100/150mm	12 VARIABLE LOCATIONS	13020606	£27.30
H	750mm	75mm +	24 REMOVABLE LOCATIONS	13020390	£40.90
J	750mm	75mm	4 FIXED, 24 REMOVABLE LOCATIONS	13020393	£40.90
K	750mm	-	FOAM LINER PAD	13020394	£3.10





## Mobile Drawer Cabinets

## 500mm Wide Mobile Drawer Cabinets



10402183  
**£352**

**2 Drawer**

- 1 x 150Hmm, 1 x 350Hmm file drawer
- Overall dimensions  
740H x 500W x 500Dmm

**REF 10402183 PRICE £352.00**



10402184  
**£382**

**3 Drawer**

- 2 x 150Hmm, 1 x 200Hmm drawers
- Overall dimensions  
740H x 500W x 500Dmm

**REF 10402184 PRICE £382.00**



10402072  
**£481**

**5 Drawer**

- 2 x 75Hmm, 2 x 100Hmm, 1 x 150Hmm drawers
- Overall dimensions  
740H x 500W x 500Dmm

**REF 10402072 PRICE £481.00**



See our range of drawer dividers on previous page

- ✓ Drawers feature a full width handle with integral labelling, trigger lock and roller bearings to ensure a smooth free running action

- Two basic sizes - 500mm and 750mm wide
- Choice of drawers and cupboard storage
- High quality lockable rubber tyred castors

★ **NEW** ★  
**PRODUCTS**

## 750mm Wide Mobile Drawer Cabinets



10402106  
**£554**

**3 Drawer & Cupboard**

- 2 x 75Hmm, 1 x 150Hmm, 1 x 400Hmm cupboard
- Overall dimensions  
970H x 750W x 500Dmm

**REF 10402106 PRICE £554.00**



10402107  
**£728**

**7 Drawer**

- 4 x 75Hmm, 1 x 100Hmm, 2 x 150Hmm drawers
- Overall dimensions  
970H x 750W x 500Dmm

**REF 10402107 PRICE £728.00**



## Mobile Cabinets & Workstations

✓ Versatile, modular system with interchangeable drawers

- Robust all sheet metal construction
- 100% full extension drawers with 70kg capacity each
- Individual drawer safety lock
- Edged top with oil resistant rubber
- 2 braked swivel wheels, 2 fixed wheels
- 4 models to choose from, cabinets and workstations available
- All models in blue RAL5012 & grey RAL7000

### 5 Drawer Cabinet 445mm Wide

- 4 x 100Hmm Drawers, 1 x 200Hmm drawer
- Overall dimensions 890H x 428W x 675Dmm

REF J4601251 PRICE £642.00

J4601251  
£642

*Fitted with curved handles for comfort and easy handling*



### 5 Drawer Cabinet 785mm Wide

- 4 x 100Hmm Drawers, 1 x 200Hmm drawer
- Overall dimensions 920H x 792W x 600Dmm

REF J4600551 PRICE £664.00

J4600551  
£664



### 3 Drawer & High Flap Door Cabinet

- 3 x 100Hmm, 1 x 300Hmm high flap door
- Overall dimensions 920H x 792W x 600Dmm

REF J4600951 PRICE £590.00

J4600951  
£590



**70kg**  
Drawer  
Capacity

J4601451  
£942



### 5 Drawer & Cupboard Workstation

- 4 x 100Hmm, 1 x 200Hmm drawer, 1 x height adjustable shelf
- Overall dimensions 907H x 1070W x 600Dmm

REF J4601451 PRICE £942.00





## Storage Cabinets - 840mm High

✓ High quality cabinets for workshops, tool rooms, laboratories and all commercial areas

A full range of drawer dividers & accessories is available on the facing page



DRAWER LOADING	615mm WIDE	915mm WIDE
70kg	E7846161C £865.00	E7849161C £1087.00
140kg	E4846161C £1001.00	E4849161C £1166.00

2 x 100mm drawers

2 x 150mm drawer


1 x 200mm drawer

- Heavy gauge fully welded construction
- Central locking system & anti-tilt safety mechanism
- Drawers mounted on telescopic ball race slides
- All drawers have slotted side walls to accept dividers
  - All cabinets are 610mm deep
- Choice of 2 width options: 615 or 915mm
- Drawer depths – 100/150/200mm nominal depth
  - 70kg or 140kg drawer capacity
- Polyester powder coated finish for durability

### Cabinet Colour Options

For required cabinet colour please add corresponding suffix to product code

■ Dark Grey (KXX) ■ Green (GXX) ■ Dark Blue (BXX)



DRAWER LOADING	615mm WIDE	915mm WIDE
70kg	E7846161D £977.00	E7849161D £1220.00
140kg	E4846161D £1094.00	E4849161D £1320.00


3 x 100mm drawers

3 x 150mm drawers



DRAWER LOADING	615mm WIDE	915mm WIDE
70kg	E7846161F £1084.00	E7849161F £1362.00
140kg	E4846161F £1183.00	E4849161F £1467.00

7 x 100mm drawers



DRAWER LOADING	615mm WIDE	915mm WIDE
70kg	E78461612 £496.00	E78491612 £584.00
140kg	E48461612 £610.00	E48491612 £762.00

2 x 100mm drawers  
plus cupboard

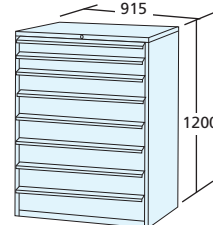
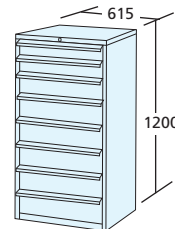
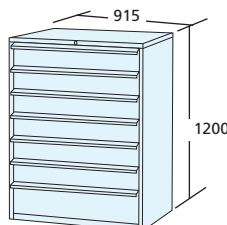
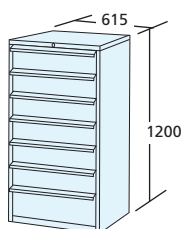


DRAWER LOADING	615mm WIDE	915mm WIDE
70kg	E78461611 £267.00	E78491611 £296.00
140kg	-	-

Full cupboard



## Storage Cabinets - 1200mm High

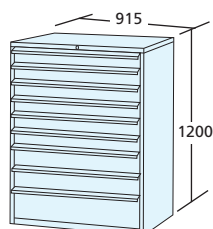
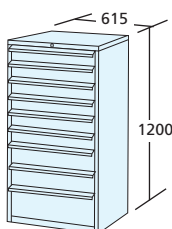


DRAWER LOADING	615mm WIDE	915mm WIDE
70kg	E7126161V £1071.00	E7129161V £1289.00
140kg	E4126161V £1170.00	E4129161V £1405.00

6 x 150mm drawers  
1 x 200mm drawers

DRAWER LOADING	615mm WIDE	915mm WIDE
70kg	E7126161W £1148.00	E7129161W £1458.00
140kg	E4126161W £1280.00	E4129161W £1591.00

2 x 100mm drawers  
6 x 150mm drawers



DRAWER LOADING	615mm WIDE	915mm WIDE
70kg	E7126161Y £1421.00	E7129161Y £1835.00
140kg	E4126161Y £1587.00	E4129161Y £2001.00

6 x 100mm drawers  
2 x 150mm drawers  
1 x 200mm drawer

## Cabinet Accessories

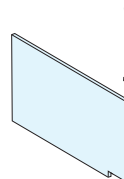
- Suit 1200mm high cabinets on this page
- Suit 840mm high cabinets on facing page
- Also suit Heavy Duty Storage Bench cabinets on pages 196-197

### Moulded Drawer Inserts

Moulded plastic inserts - 55mm deep. Ideal for small parts storage.

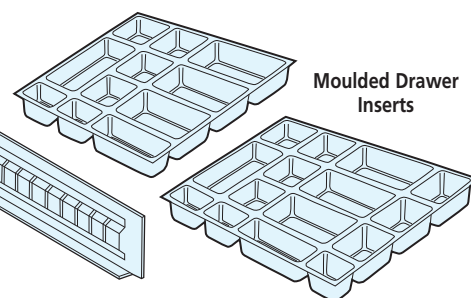
DIMENSIONS L x W (mm)	ORDER REF	PRICE (EACH)
610 x 615	ET610615XXXX	£39.00
910 x 457	ET910457XXXX	£36.00

Slotted dividers



Plain sub-dividers

Moulded Drawer Inserts



### Slotted Dividers - Packs of 6

LENGTH (mm)	100mm HIGH DRAWER		150mm HIGH DRAWER		200mm HIGH DRAWER	
	ORDER REF	PRICE	ORDER REF	PRICE	ORDER REF	PRICE
500 FRONT TO BACK	ED100FTB2XXX	£43.00	ED150FTB2XXX	£68.00	ED200FTB2XXX	£78.00


### Plain Sub-Dividers - Packs of 12

LENGTH (mm)	100mm HIGH DRAWER		150mm HIGH DRAWER		200mm HIGH DRAWER	
	ORDER REF	PRICE	ORDER REF	PRICE	ORDER REF	PRICE
125	ES1001252XXX	£15.00	ES1501252XXX	£15.50	ES2001252XXX	£18.00
200	ES1002002XXX	£17.00	ES1502002XXX	£25.00	ES2002002XXX	£29.00
275	ES1002752XXX	£19.00	ES1502752XXX	£28.00	ES2002752XXX	£32.00

### Non Conductive Foam Drawer Base Liners

Black non-conductive foam drawer liners. To protect goods stored.

DIMENSIONS L x W (mm)	ORDER REF	PRICE (EACH)
610 x 615	EL615610XXX	£20.00
910 x 457	EL915610XXX	£30.00







## Industrial Seating

WORKSHOP EQUIPMENT



### Upholstered Operator Seating

✓ Economical, fabric and vinyl covered multi-purpose chairs

- Ideal for industry, offices and shops
- 5-star base with glides, or with optional castors
- Fully padded seat and back in hard wearing fabric or vinyl upholstery
- Gas lift height adjustment
- Adjustable backrest
- High lift models with footring



B-2C

#### Regular Low Lift

430-570mm seat height, with 5-star glide base.

**REF B-2 PRICE £63.00**

#### Low Lift with Castors

450-590mm seat height, with 5-star castor base.

**REF B-2C PRICE £72.00**



B-3

#### High Lift

550-800mm seat height, with 220H footring and glides.

**REF B-3 PRICE £79.00**

#### Optional Arms

Available for these chairs - see below

#### FABRIC COLOURS

Charcoal Red Brown Royal

#### VINYL COLOURS

Black Port Red Blue

Optional Arms - REF /A PRICE £20.00 (available for all the above chairs)



### Cushioned Polyurethane Operator Seating

✓ Wipe-clean seating for industrial environments

- Tough black cushioned polyurethane seat and back
- Gas lift height adjustment
- Height adjustable backrest
- 5-star base with glides, or with optional castors
- High lift models with footring



PU-2

#### PU Operator High Lift

550-800mm seat height, with 220H footring & glides.

**REF PU-3 PRICE £110.00**

#### PU Operator Low Lift

430-570mm seat height, with 5-star glide base.

**REF PU-2 PRICE £104.00**



PU-2C

#### PU Low Operator with Castors

450-590mm seat height, with 5-star castor base.

**REF PU-2C PRICE £105.00**



### Polypropylene Seating

✓ Hard wearing seats which can be washed or steam cleaned

- Suitable for the food industry and the factory floor
- Strong grey, blue or red polypropylene moulded one piece shell
- Gas lift height adjustment
- 5-star base with glides, or with optional castors
- High lift models with footring

#### POLYPROPYLENE COLOURS

Grey Blue Red



PP-2

#### Polypropylene Low Lift

430-570mm seat height, with 5-star glide base.

**REF PP-2 PRICE £60.00**

#### Polypropylene Low Lift with Castors

450-590mm seat height, with 5-star castor base.

**REF PP-2C PRICE £66.00**



PP-3

#### Polypropylene High Lift

Gas lift height adjustment 550-800mm seat height, with 170H footring and glides.

**REF PP-3 PRICE £71.00**



## ESD Upholstered Operator Seating

✓ Purpose designed for the electronics industry

- Fully compliant with UK and EU Regulations
- Padded seat and back in conductive fabric upholstery or vinyl
- Gas lift height adjustment
- Height adjustable backrest
- 5-star base with glides, or with optional castors
- High lift models with footring



### ESD FABRICS

- Charcoal ■ Blue
- Black Vinyl



### AS-3 ESD High Lift

550-800mm seat height, with 220H footring and glides.

**REF AS-3 PRICE £99.00**



### AS-2C

### ESD Low Lift

430-570mm seat height, with 5-star glide base.

**REF AS-2 PRICE £88.00**

### ESD Low Lift with Castors

450-590mm seat height, with 5-star castor base.

**REF AS-2C PRICE £113.00**



**T-4  
£79**

**Industry Stool**  
550-800mm seat height, with height adjustable chromed footring and 5-star black glide base  
**REF T-4 PRICE £79.00**

**T-2  
£97**

**Industry Regular Chair**  
470-600mm seat height, 5-star black castor base.  
**REF T-2 PRICE £97.00**  
With optional arms  
**REF T-2/A PRICE £116.00**

**T-3  
£107**

**Industry High Chair**  
550-800mm seat height, with height adjustable chromed footring and 5-star black glide base.  
**REF T-3 PRICE £107.00**  
With optional arms  
**REF T-3/A PRICE £126.00**

**Polyurethane Industry Chairs & Stools**

✓ High comfort seating for continuous duties

- Designed for industrial & workshop applications
- Sculptured black polyurethane foam
- Gas lift height adjustment
- High stability swivel stool suits many production tasks
- Seat and back design promotes air-flow around body
- Independent back height & rake adjustments
- Seat tilt adjustment
- Also available with side arms

## Polyurethane Posture Stools

✓ Wipe clean stools, designed to eliminate operator fatigue

- Ideal for assembly work, checkouts, food processing, sales counters
- Cushioned black polyurethane seat can be washed clean
- Manual and gas lift height adjustments

### Angled Support Stool

580-800mm seat height, Fixed base with manual height adjustment.

**REF S-1 PRICE £92.00**

### Gas Lift Posture Stool

580-800mm seat height, 5-star black glide base.

**REF PS-2 PRICE £100.00**

With Castors

**REF PS-2C PRICE £100.00**







# Infinite Workbench System

## ✓ Infinite System

Start with a 2m or 3m starter workbench and simply use add-on workbenches and accessories as required

## ✓ Strength & Flexibility

Framework is constructed from fabricated steel section with welded leg supports and bolt in multi-position cross rails which can be assembled in a variety of combinations to suit individual applications

## ✓ Convenience

Each bench is supplied in flat pack form, the larger units having sectional worktops for ease of handling. Available in 2 lengths, 3 depths and 3 worktop options



2000 x 1400mm  
Starter Workbench  
with MDF worktop  
& upper shelf unit  
**KDB2048A + USS235**  
**COMPLETE £550.00**

Certain benches within the range are designed to accommodate two or more persons working together. With this in mind the upper shelf unit is accessible from both sides

2000 x 700mm Starter Workbench  
with MDF worktop, MDF base shelf,  
cabinet, triple drawer & leg socket  
**KDB2078BSA + C/1 + D3 + LS1**  
**COMPLETE £711.00**



**SOME ITEMS ON THIS  
PAGE WILL BE SUPPLIED  
IN KD FORM**



**EXTENSIONS  
FROM  
£266**

2000 x 700mm  
Extension Workbench  
with MDF worktop, MDF base  
shelf, cabinet, triple  
drawer & leg socket  
**KDA278BSA + C/1 + D3 + LS1**  
**COMPLETE £665.00**

2000 x 700mm  
Extension Workbench  
with MDF worktop,  
MDF base shelf  
**KDA278BSA**  
**COMPLETE £324.00**

## EXTENSION

### Benches

BENCH DESCRIPTION	DIMENSIONS L x D (mm)	MDF 25mm THICK		VENEER 30mm THICK		VINYL 30mm THICK	
		ORDER REF	PRICE	ORDER REF	PRICE	ORDER REF	PRICE
STARTER	2000 x 700	KDB2078A	£311.00	KDB2078B	£378.00	KDB2078C	£394.00
STARTER & BASE	2000 x 700	KDB2078BSA	£370.00	KDB2078BSB	£436.00	KDB2078BSC	£453.00
STARTER	2000 x 1200	KDB2028A	£397.00	KDB2028B	£452.00	KDB2028C	£512.00
STARTER & BASE	2000 x 1200	KDB2028BSA	£484.00	KDB2028BSB	£540.00	KDB2028BSC	£599.00
STARTER	2000 x 1400	KDB2048A	£434.00	KDB2048B	£500.00	KDB2048C	£568.00
STARTER & BASE	2000 x 1400	KDB2048BSA	£573.00	KDB2048BSB	£639.00	KDB2048BSC	£707.00
STARTER	3000 x 700	KDB3078A	£501.00	KDB3078B	£596.00	KDB3078C	£611.00
STARTER & BASE	3000 x 700	KDB3078BSA	£574.00	KDB3078BSB	£668.00	KDB3078BSC	£684.00
STARTER	3000 x 1200	KDB3028A	£617.00	KDB3028B	£770.00	KDB3028C	£807.00
STARTER & BASE	3000 x 1200	KDB3028BSA	£700.00	KDB3028BSB	£852.00	KDB3028BSC	£890.00
STARTER	3000 x 1400	KDB3048A	£702.00	KDB3048B	£899.00	KDB3048C	£935.00
STARTER & BASE	3000 x 1400	KDB3048BSA	£891.00	KDB3048BSB	£1088.00	KDB3048BSC	£1124.00
ADD-ON	2000 x 700	KDA278A	£266.00	KDA278B	£333.00	KDA278C	£356.00
ADD-ON & BASE	2000 x 700	KDA278BSA	£324.00	KDA278BSB	£389.00	KDA278BSC	£408.00
ADD-ON	2000 x 1200	KDA228A	£336.00	KDA228B	£391.00	KDA228C	£450.00
ADD-ON & BASE	2000 x 1200	KDA228BSA	£422.00	KDA228BSB	£478.00	KDA228BSC	£538.00
ADD-ON	2000 x 1400	KDA248A	£372.00	KDA248B	£438.00	KDA248C	£506.00
ADD-ON & BASE	2000 x 1400	KDA248BSA	£510.00	KDA248BSB	£577.00	KDA248BSC	£645.00



3000 x 1200mm Starter Workbench  
with MDF worktop, MDF base shelf  
and combined cabinet and drawer unit  
**KDB3028BSA + CD/1**  
**COMPLETE £920.00**



3000 x 1200mm Starter Workbench  
with MDF worktop  
**KDB3028A**  
**PRICE £617.00**



3000 x 1200mm Starter Workbench  
with MDF worktop and MDF base shelf  
**KDB3028BSA**  
**PRICE £700.00**



✓ **Height Adjustable**  
from 840-940mm in 25mm increments

- Heavy duty modular design
- Easy to add accessories
- Use starter & extension method to mix & match depths

**STARTERS  
FROM  
£311**

Steel work  
powder coated  
dark grey  
(RAL 7031)



2000 x 1400mm  
Starter Workbench  
with MDF worktop  
& upper shelf unit  
**KDB2048A + USS235**  
**COMPLETE £550.00**

**STARTER**

**EXTENSION**

## CREATE A RUN

Using the starter & extension method you can mix and match depths



We can modify a standard model or custom build to your own specification – please call us for details

### Bench Accessories

DESCRIPTION	ORDER REF	PRICE
CUPBOARD UNIT	C/1	£112.00
SINGLE DRAWER	D1	£85.00
TWO DRAWER	D2	£150.00
THREE DRAWER	D3	£209.00
CUPBOARD / DRAWER	CD/1	£220.00
13 AMP SOCKET	LS1	£20.00
2000mm TOOL RAIL	TR20	£108.00
2000mm LIGHT & TOOL RAIL	LTR20	£197.00
2000mm UPPER SHELF	USS235	£116.00
3000mm UPPER SHELF	USS335	£197.00
2000mm SERVICE DUCT	SD20	£137.00
3000mm SERVICE DUCT	SD30	£206.00



Pre-punched to  
accommodate pipe work

**13 Amp Socket**  
**ORDER REF LS1**  
**PRICE £20.00**



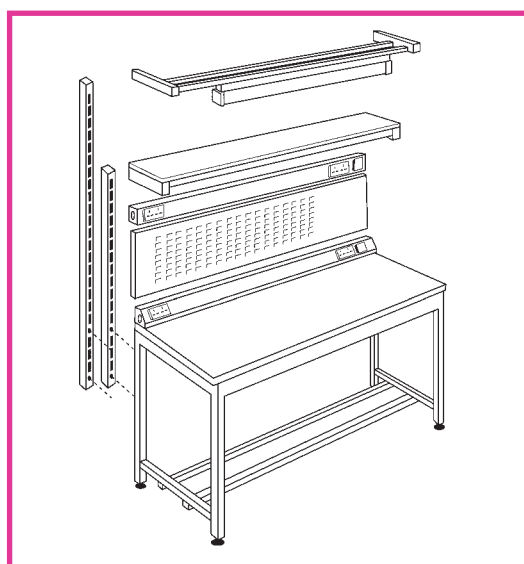
## General Purpose Benches

## General Purpose Workbenches

- ✓ Designed & manufactured in component form for total flexibility
- ✓ Welded tubular steel leg frames for strength and channel supports for rigidity
- ✓ Complete range of accessories available
- Complete with adjustable feet
- Choice of 6 standard sizes and 5 work surface types
- Durable powder coated finish
- Static control workbenches are fitted with 2 x 4mm wrist strap sockets



STATIC DISSIPATIVE ACCESSORIES ARE HIGHLIGHTED IN YELLOW



### Static Dissipative Bench Accessories (for all other accessories see page 196)

DESCRIPTION	ORDER REF	PRICE
UPPER SHELF NORASTAT FOR 1200mm BENCH	BEUS1200NXXX	£103.00
UPPER SHELF LAMSTAT FOR 1200mm BENCH	BEUS1200LXXX	£103.00
UPPER SHELF NORASTAT FOR 1500mm BENCH	BEUS1500NXXX	£129.00
UPPER SHELF LAMSTAT FOR 1500mm BENCH	BEUS1500LXXX	£129.00
UPPER SHELF NORASTAT FOR 1800mm BENCH	BEUS1800NXXX	£143.00
UPPER SHELF LAMSTAT FOR 1800mm BENCH	BEUS1800LXXX	£143.00

DESCRIPTION	ORDER REF	PRICE
LOUVRED BACK PANEL (ZINC) 1200mm BENCH	BELO4812ZXXX	£117.00
LOUVRED BACK PANEL (ZINC) 1500mm BENCH	BELO4815ZXXX	£129.00
LOUVRED BACK PANEL (ZINC) 1800mm BENCH	BELO4818ZXXX	£143.00
RCB CIRCUIT BREAKER	BERCBCIBXXXX	£67.00
WRIST STRAP WITH 10mm STUD OR 4mm BANANA	BEWRISTRXXXX	£20.00
EARTH/GROUND LEAD WITH 1m ohm RESISTOR	BEEARGROXXXX	£11.50
EARTH/GROUND LEAD AND PLUG	BEEALEAD3PIN	£19.00
SERVICE DUCT INSULATING STRIP	BESERINSXXXX	£6.00

## General Purpose Benches



220 x 420 x 420mm

REF	PRICE
BEDR04021	£126.00



435 x 420 x 420mm

REF	PRICE
BEDR04043	£215.00



435 x 420 x 420mm

REF	PRICE
BECU04041	£125.00



670 x 420 x 420mm

REF	PRICE
BEDR04053	£258.00



BECU04041  
£125



670 x 420 x 420mm

REF	PRICE
BEDC04052	£218.00



670 x 420 x 420mm

REF	PRICE
BECU04051	£145.00

## Drawer/Cupboard Colour Options

For required drawer/cupboard colours please add corresponding suffix to product code

■ Dark Grey (KXX) ■ Dark Blue (BXX) ■ Red (RXX) ■ Green (GXX)

## General Purpose Workbenches (760mm &amp; 920mm heights also available)

BENCH SIZE H x W x D (mm)	MFC		VINYL		LAMINATE		NORASTAT		LAMSTAT	
	REF	PRICE	REF	PRICE	REF	PRICE	REF	PRICE	REF	PRICE
840 x 900 x 600	BQ849060GLXX	£134.00	BQ849060VLXX	£164.00	BQ849060PLXX	£164.00	BQ849060NLXX	£200.00	BQ849060LLXX	£200.00
840 x 1200 x 600	BQ841260GLXX	£175.00	BQ841260VLXX	£219.00	BQ841260PLXX	£219.00	BQ841260NLXX	£280.00	BQ841260LLXX	£280.00
840 x 1200 x 750	BQ841275GLXX	£186.00	BQ841275VLXX	£263.00	BQ841275PLXX	£263.00	BQ841275NLXX	£306.00	BQ841275LLXX	£306.00
840 x 1500 x 750	BQ841575GLXX	£204.00	BQ841575VLXX	£307.00	BQ841575PLXX	£307.00	BQ841575NLXX	£345.00	BQ841575LLXX	£345.00
840 x 1800 x 750	BQ841875GLXX	£224.00	BQ841875VLXX	£336.00	BQ841875PLXX	£336.00	BQ841875NLXX	£389.00	BQ841875LLXX	£389.00
840 x 1800 x 900	BQ841890GLXX	£228.00	BQ841890VLXX	£354.00	BQ841890PLXX	£354.00	BQ841890NLXX	£409.00	BQ841890LLXX	£409.00

## Extension Benches (will not accept accessories above the bench)

BENCH SIZE H x W x D (mm)	MFC		VINYL		LAMINATE	
	ORDER REF	PRICE	ORDER REF	PRICE	ORDER REF	PRICE
840 x 900 x 600	BQ849060GLET	£113.00	BQ849060VLET	£149.00	BQ849060PLET	£149.00
840 x 1200 x 600	BQ841260GLET	£135.00	BQ841260VLET	£186.00	BQ841260PLET	£186.00
804 x 1200 x 750	BQ841275GLET	£170.00	BQ841275VLET	£233.00	BQ841275PLET	£233.00

## Lower Shelves

SIZE W x D (mm)	MFC		VINYL		LAMINATE	
	ORDER REF	PRICE	ORDER REF	PRICE	ORDER REF	PRICE
1120 x 450	BELS1145GXXX	£61.00	BELS1145VXXX	£90.00	BELS1145PXXX	£90.00
1420 x 450	BELS1445GXXX	£70.00	BELS1445VXXX	£98.00	BELS1445PXXX	£98.00
1720 x 450	BELS1745GXXX	£78.00	BELS1745VXXX	£106.00	BELS1745PXXX	£106.00





## General Purpose Cantilever Workbenches



## Static Electricity Control

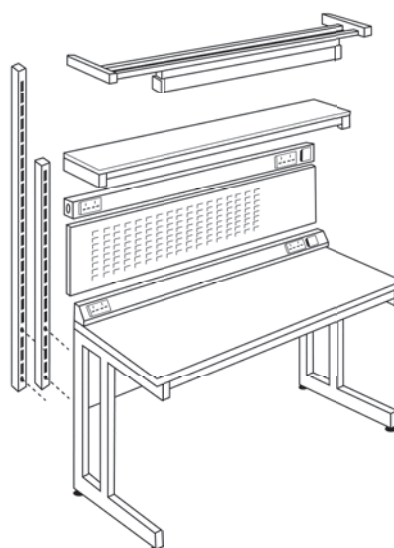


For areas of potential danger to static sensitive electronic devices, see below for GENERAL PURPOSE CANTILEVER WORKBENCHES with static dissipative worktops.

## General Purpose Cantilever Workbenches

✓ Ergonomic cantilever style for more leg room

- Strong welded tubular frames and channel supports
- Complete with adjustable feet
- Choice of 6 standard sizes and 4 worksurface types
- Standard height 840mm, 920mm also available
- 20mm thick with 2mm thick plastic edging
- Durable powder coated finish
- Static control workbenches are fitted with 2 x 4mm wrist strap sockets




Plastic Laminate Worktop

Vinyl Worktop

Norastat Worktop  
10<sup>5</sup> - 10<sup>7</sup> ohms

Lamstat Worktop  
10<sup>5</sup> - 10<sup>8</sup> ohms



## Basic Workbench Options (Standard height 840mm, 920mm also available)

MODEL	DIMENSIONS H x W x D (mm)	VINYL REF	PRICE	LAMINATE REF	PRICE	NORASTAT REF	PRICE	LAMSTAT REF	PRICE
EXTENSION BENCH*	840 x 900 x 600	BC849060VLXX	£213.00	BC849060PLXX	£213.00	BC849060NLXX	£237.00	BC849060LLXX	£237.00
	840 x 1200 x 600	BC841260VLXX	£300.00	BC841260PLXX	£300.00	BC841260NLXX	£329.00	BC841260LLXX	£329.00
BASIC WORKBENCH	840 x 1200 x 750	BC841275VLXX	£355.00	BC841275PLXX	£355.00	BC841275NLXX	£392.00	BC841275LLXX	£392.00
	840 x 1500 x 750	BC841575VLXX	£412.00	BC841575PLXX	£412.00	BC841575NLXX	£429.00	BC841575LLXX	£429.00
	840 x 1800 x 750	BC841875VLXX	£455.00	BC841875PLXX	£455.00	BC841875NLXX	£476.00	BC841875LLXX	£476.00
	840 x 1800 x 900	BC841890VLXX	£480.00	BC841890PLXX	£480.00	BC841890NLXX	£503.00	BC841890LLXX	£503.00

\* Extension Benches, do not accept accessories

## Premier Height Adjustable Workbenches

Purpose designed to meet the growing demand from industry to provide a safe and ergonomic environment. Operators can quickly adjust the bench height to suit their own needs, preferences and tasks in hand. Supplied ready assembled, with only above surface accessories to be positioned by the user.

### HEIGHT ADJUSTABLE

950mm

730mm

Full range of accessories available, see pages 184 and 185



HEIGHT ADJUSTABLE BENCH, FITTED WITH VARIOUS ACCESSORIES



SIMPLE HAND CRANK HEIGHT ADJUSTMENT

✓ Workbench easily adjusted for individual people and specific tasks

✓ Helps to meet health and safety requirements

- Millimetre accurate height adjustment between 730 – 950mm
- Adjustment is via simple hand crank
- Durable powder coated finish

DIMENSIONS W x D (mm)	VINYL	LAMINATE	STATIC DISSIPATIVE	
			NORASTAT	LAMSTAT
1200 x 600	BA791260VLXX £621.00	BA791260PLXX £621.00	BA791260NLXX £668.00	BA791260LLXX £668.00
1200 x 750	BA791275VLXX £640.00	BA791275PLXX £640.00	BA791275NLXX £707.00	BA791275LLXX £707.00
1500 x 600	BA791560VLXX £651.00	BA791560PLXX £651.00	BA791560NLXX £712.00	BA791560LLXX £712.00
1500 x 750	BA791575VLXX £686.00	BA791575PLXX £686.00	BA791575NLXX £732.00	BA791575LLXX £732.00
1800 x 600	BA791860VLXX £704.00	BA791860PLXX £704.00	BA791860NLXX £744.00	BA791860LLXX £744.00
1800 x 750	BA791875VLXX £737.00	BA791875PLXX £737.00	BA791875NLXX £779.00	BA791875LLXX £779.00

### Drawer/Cupboard Colour Options

For required drawer/cupboard colours please add corresponding suffix to product code

■ Dark Grey (KXX) ■ Dark Blue (BXX) ■ Red (RXX) ■ Green (GXX)

### Worktop Options

- 20mm thick with 2mm thick plastic edging

- VINYL  
Grey vinyl surface  
Composite core
- PLASTIC LAMINATE  
Warerite or similar

### STATIC DISSIPATIVE OPTIONS

- NORASTAT  
Grey synthetic rubber.  
Leakage resistance  $10^5 - 10^7$  ohms
- LAMSTAT  
Grey plastic laminate.  
Leakage resistance  $10^6 - 10^8$  ohms





## Height Adjustable Benches

Picture shows Schuco European power trunking. See facing page for UK specification alternative.

STATIC  
ELECTRICITY  
CONTROL  
OPTIONS ARE  
READILY AVAILABLE

Workbench  
cabinets, see  
page 192



## TP Series Modular Benches

- ✓ The definitive modular system
- ✓ Designed for today's production and assembly environments
- ✓ Customise your workstation to your own requirements
  - Height adjustable by Allen key within range 650 to 900mm
  - Basic, extension and mobile benches with comprehensive system accessories
  - Epoxy coated steel in dark grey RAL 7045
  - 25mm laminated particle board worktops & shelves
  - Working loads up to 300kg, dependant on bench size
  - Supplied flat-packed



### Basic Benches


DIMENSIONS W x D (mm)	ORDER REF	PRICE
700 x 500	TP507	£159.00
1000 x 500	TP510	£176.00
1500 x 500	TP515	£205.00
1000 x 700	TP710	£197.00
1200 x 700	TP712	£201.00
1500 x 700	TP715	£220.00
1800 x 700	TP718	£248.00
1500 x 900	TP915	£257.00
1800 x 900	TP918	£280.00



### A Benches with Shelf

310mm deep shelf adjusts 1080-1550H

DIMENSIONS W x D (mm)	ORDER REF	PRICE
1200 x 700	TPH712	£324.00
1500 x 700	TPH715	£340.00
1800 x 700	TPH718	£375.00
1500 x 900	TPH915	£370.00
1800 x 900	TPH918	£407.00



### Louvred Panels

Robust, louvred steel panel, in RAL7035 grey. For TPH benches only

DIMENSIONS L x W (mm)	ORDER REF	PRICE
1200 x 450	LP1200	£49.00
1500 x 450	LP1500	£64.00
1800 x 450	LP1800	£75.00

### D Overhead Lighting

Twin 54W fluorescent tubes with flicker-free electronic ignition. 1200mm long, for TPH benches

REF OL254 PRICE £207.00



B



### B Extension Benches

TYPE	DIMENSIONS W x D (mm)	ORDER REF	PRICE
ANGLE	1000 x 500	TP510K	£144.00
ANGLE	1200 x 700	TP712K	£174.00
IN LINE	1200 x 700	TP712L	£173.00
IN LINE	1500 x 700	TP715L	£197.00
IN LINE	1800 x 700	TP718L	£215.00
IN LINE	1500 x 900	TP915L	£226.00
IN LINE	1800 x 900	TP918L	£258.00



### C Tool & Lighting Support

With one crossbar (order another if both light and tool support is required). For TPH benches only.

WIDTH (mm)	FOR BENCH	ORDER REF	PRICE
1200	TPH712	KT120	£91.00
1500	TPH715/915	KT150	£96.00
1800	TPH718/918	KT180	£99.00

### Extra Crossbars

WIDTH (mm)	ORDER REF	PRICE
1200	SPR120	£21.50
1500	SPR150	£25.50
1800	SPR180	£29.50

### Lower Shelf

700 x 500

AT507 £42.00

1000 x 700

AT710 £64.00




### G Mobile Benches

Height adjustable as TP benches.

100mm swivel castors, 2 with brakes. Lower shelf at extra cost.

DIMENSIONS W x D (mm)	ORDER REF	PRICE
700 x 500	SAP507	£187.00
1000 x 700	SAP710	£219.00
1500 x 700	SAP715	£256.00



### Electrical Trunking

Compact aluminium power trunking unit, complete with 4 single switched sockets. Wired with 3 metre mains lead, tested and ready for use.

WIDTH (mm)	ORDER REF	PRICE
1200	TJK1204	£161.00
1500	TJK1504	£171.00
1800	TJK1804	£182.00





## Height Adjustable Benches



**WB BENCHES  
FROM  
£378**

STATIC  
ELECTRICITY  
CONTROL  
OPTIONS ARE  
READILY AVAILABLE

**Mobile Bench**

700 x 500mm height adjustable  
(690-990 by Allen key) bench,  
with lower shelf. 100mm swivel  
castors, 2 with brakes. 75kg UDL.

**REF CTR705 PRICE £266.00**

Drawer & cupboard  
units, see page 192

**WB Cantilever Workbenches**

- Stylish design with L-shaped frame for good leg room and stability
- Height adjusts 700 to 1100mm to suit seated to standing positions
- Electric motor option takes just 19 seconds, min to max height
- Comprehensive system accessories
- Mobile bench option
- 25mm laminated particle board worktops
- Epoxy coated steel in grey RAL 7035
- Working load 250kg (Allen key) or 200kg (electric motor drive & retractable handle)
- A cable tidy is standard equipment on motor and retractable handle benches
- Supplied flat-packed



**ALLEN KEY ADJUSTMENT**



**RETRACTABLE HANDLE ADJUSTMENT**



**ELECTRIC MOTOR ADJUSTMENT**

**WB Height Adjustable Benches**

DIMENSIONS W x D (mm)	BENCH ADJUSTMENT	ORDER REF	PRICE
1073 x 800	ALLEN KEY	WB811	£378.00
1500 x 800	ALLEN KEY	WB815	£389.00
1800 x 800	ALLEN KEY	WB818	£411.00
1073 x 800	RETRACTABLE HANDLE	WB811C	£782.00
1500 x 800	RETRACTABLE HANDLE	WB815C	£862.00
1800 x 800	RETRACTABLE HANDLE	WB818C	£865.00
1073 x 800	ELECTRIC MOTOR	WB811EL	£1176.00
1500 x 800	ELECTRIC MOTOR	WB815EL	£1249.00
1800 x 800	ELECTRIC MOTOR	WB818EL	£1279.00



## Modular Accessories

Full width over-bench accessories are mounted on upright profiles, and smaller modules on accessory frames.

1500mm wide benches can accept 2 x size 70 modules;

1800mm wide benches take one each size 70 and size 100.

### A Upright Profiles

Needed for mounting accessories.  
Two 900H vertical profiles plus horizontal linking profile.

FOR BENCH WIDTH (mm)	ORDER REF	PRICE
1073	AL2X110W	£118.00
1500	AL2X150W	£121.00
1800	AL2X180W	£128.00



### B Accessory Frames

Divides the space between upright profiles into two modules. Usable height 500mm.

FOR BENCH WIDTH (mm)	ORDER REF	PRICE
1500	AKK150	£67.00
1800	AKK180	£78.00



### C Upper Shelves

Height adjustable full width shelves in 25mm laminated board. 50kg load capacity. Mounts on upright profiles.

SHELF W x D (mm)	ORDER REF	PRICE
1073 x 310	ALH110	£86.00
1500 x 310	ALH150	£119.00
1800 x 310	ALH180	£129.00



### D Tilting Shelves

Adjust for height, depth and angle. 400mm laminated board with lipped front edge. 35kg load capacity. Mounts on accessory frame.

WIDTH (mm)	FOR BENCH	ORDER REF	PRICE
660	1500/1800	ASH70	£89.00
960	1800	ASH100	£97.00



### E Bin Rails

Aluminium profile which accepts bins with rear lip. Mounts on accessory frame.

WIDTH (mm)	FOR BENCH	ORDER REF	PRICE
685	1500/1800	BP70	£33.00
985	1800	BP100	£37.60



### F Overhead Support

Steel bracket for suspending lighting or power tools. Mounts on upright profiles.

FOR BENCH WIDTH (mm)	ORDER REF	PRICE
1073	HSB110	£81.00
1500	HSB150	£84.00
1800	HSB180	£89.00



### G Overhead Light

Flicker free and anti-dazzle with 3m mains cable. Adjustable angle. Length 1200mm. See page 189

#### Sidelight

Construction as overhead light assembly. 590mm long, mounts on upright profiles.

**REF SL224 PRICE £150.00**



### H Cable Tidy


Perforated panel accepts cables held by nylon ties. Included as standard on electric and handle operated benches.

FOR BENCH WIDTH (mm)	ORDER REF	PRICE
1073	WBCT110	£42.00
1500	WBCT150	£43.00
1800	WBCT180	£43.50



### Electrical Trunking

Compact aluminium power trunking unit, complete with 4 single switched sockets. Wired with 3 metre mains lead, tested and ready for use. See page 189.



### I LCD bracket


To suit mounting holes at 75mm and 100mm centres. mounts on upright profiles.

**REF MH PRICE £101.00**

#### LCD Swivel Arm

As above with double articulated arm. 180° turn and 95-425mm extension.

**REF MA PRICE £164.00**



### PC Stand

An adjustable holder for either vertical or horizontal CPU, to mount underneath the bench.

**REF CPU PRICE £69.00**

#### Keyboard Shelf

Pull out shelf with integral wrist support, mounts underneath the bench. 110H x 500L x 250Dmm

**REF NT-500ESD PRICE £106.00**







## Workbench Cabinets

### LMC Series Light Duty Cabinets

✓ Suitable for TP / TPH / WB / LB benches shown on preceding pages

- Epoxy coated steel frames • Drawer fronts are composite board with aluminium handles • Drawer capacity 20kg
- Drawers open to 75% of their depth • Drawer internal dimensions 70H x 302W x 425Dmm • Mounting brackets are included.



#### Single Drawer

1 x 100mm drawer  
140H x 370W x 460Dmm

REF LMC01 PRICE £110.00



#### Double Drawer

2 x 100mm drawers  
245H x 370W x 460Dmm

REF LMC02 PRICE £185.00



#### Four Drawer

4 x 100mm drawers  
455H x 370W x 460Dmm

REF LMC04 PRICE £258.00



#### Drawer + Cupboard

1 x 100mm drawer  
300H cupboard  
455H x 370W x 460Dmm

REF LMC04D PRICE £209.00

Cover Plate required for use on WB benches REF LMCK PRICE £19.00

### ML Series Heavy Duty Cabinets

- Heavy duty epoxy coated steel cabinets • Central locking with single key
- Full width aluminium handles with integral label holders • Smooth and quiet telescopic ball race drawer runners
- Drawer capacity 30kg • Drawers open to give 405mm clear access
- Suitable for WB and TP / TPH benches of minimum 700mm depth shown on preceding pages



#### Accessories

**G** Fixed Plastic Dividers, 50Hmm

REF MLX1  
PRICE £19.00

**H** Adjustable Steel Dividers, 38Hmm

REF MLX2/50  
PRICE £51.00

**H** Adjustable Steel Dividers, 68Hmm

REF MLX2/100  
PRICE £63.00

MODEL	DIMENSIONS H x W x D (mm)	ORDER REF	PRICE
<b>A</b> 4 DRAWER MOBILE*	670 x 490 x 580	ML04	£375.00
<b>B</b> 5 DRAWER	762 x 490 x 580	ML06	£411.00
<b>C</b> 4 DRAWER	532 x 490 x 580	ML03	£301.00
<b>D</b> 2 DRAWER	532 x 490 x 580	ML05	£236.00
<b>E</b> 3 DRAWER	351 x 490 x 580	ML02	£240.00
<b>F</b> SINGLE DRAWER	142 x 453 x 580	ML01	£111.00

Cover Plate required for use on WB benches REF MLS PRICE £11.50

## Adjustable Workshop Trolleys

## ✓ Quality trolleys with indexed shelf height adjustment

- Two and four shelf models supplied as standard
- Add extra shelves as required • Optional end mesh panels
- Frames in epoxy coated steel in dark grey RAL 7045
- 12mm laminate shelves, with light grey steel edging
- Four 125mm swivel castors, two with brakes
- Supplied flat-packed



**Mesh End Panels**  
604H x 364Wmm,  
epoxy coated dark grey.  
Use 1 pair on 2-shelf trolleys,  
2 pairs on 4-shelf models.

**REF NET2**  
**PRICE £35.00** per pair

## 2-Shelf Adjustable Trolleys

Maximum load 50kg/shelf, 150kg/trolley. Shelves adjust 200-770Hmm.

SHELF SIZE W x D (mm)	OVERALL H x W x D (mm)	TROLLEY		EXTRA SHELF	
		ORDER REF	PRICE	ORDER REF	PRICE
800 x 430	1015 x 900 x 535	TRTA4082	£208.00	TRHA408	£54.00
1000 x 430	1015 x 1100 x 535	TRTA4102	£215.00	TRHA410	£58.00
800 x 530	1015 x 900 x 635	TRTA5082	£221.00	TRHA508	£59.00
1000 x 530	1015 x 1100 x 635	TRTA5102	£227.00	TRHA510	£64.00

## 4-Shelf Adjustable Trolleys

Maximum load 50kg/shelf, 300kg/trolley. Shelves adjust 200-1340Hmm.

SHELF SIZE W x D (mm)	OVERALL H x W x D (mm)	TROLLEY		EXTRA SHELF	
		ORDER REF	PRICE	ORDER REF	PRICE
800 x 430	1535 x 1100 x 535	TRTA4104	£347.00	TRHA410	£58.00
1000 x 530	1535 x 1100 x 635	TRTA5104	£364.00	TRHA510	£64.00



STATIC  
ELECTRICITY  
CONTROL  
OPTIONS ARE  
READILY AVAILABLE

## Universal Trolley

- ✓ Ideal as a PC station, measuring station or mobile storage
- ✓ 150kg load capacity ✓ Integrated accessories

- Modern industrial design is highly versatile
- Fitted with 3 shelves 650L x 530Wmm
- Height adjustable by allen-key • Aluminium verticals
- Frames epoxy powder coated steel in light grey RAL 7035
- 25mm laminated particle board worktops
- Four 100mm swivel castors, two with brakes
- Overall dimensions 1415H x 650W x 650Dmm
- Supplied flat-packed

**REF WTR140 PRICE £459.00**



SUPPLIED IN KD FORM

Please note accessories  
are sold separately



## EXTRA SHELVES

- 50kg load capacity

**REF TS605 PRICE £50.00**

## ADJUSTABLE SHELVES

- Tilting action with lipped edge

**REF TAS605 PRICE £96.00**

## BIN PROFILE

- 525mm aluminium profile

**REF BP50 PRICE £31.00**



## CABLE CHANNEL

- Multi part sockets

**REF TJK404 PRICE £147.00**

## KEYBOARD SHELF

- Pull-out shelf & wrist support

**REF NT500ESD PRICE £106.00**

## LIGHT METAL CABINET

- 2 lockable drawers

**REF LMC.02 PRICE £185.00**





## Tubular Frame Benches

## Tubular Frame Benches

- ✓ Very high quality benches at economical cost ✓ Supplied fully assembled, ready for work

- Tough benches with built-in storage modules
- Framework design allows floor to be cleaned underneath, encouraging good housekeeping
- 40mm thick engineering grade multiplex worktops
- Standard height 840mm
- 1500mm wide benches with choice of drawers and cupboards
- 2000mm wide designs have optional half or full depth base shelves
- Half depth base shelves allow bench to be used for seated tasks
- Fully lockable: security for tools and parts
- Bench framework finished in light grey epoxy powder coating, providing long corrosion-free life

**1500x700mm**

- Two large cupboards

**REF 11016097 PRICE £560.00****2000x700mm**

- Two large cupboards
- Central shelf area

**REF 11016111 PRICE £733.00****2000x700mm**

- Two large cupboards
- Central recessed area

**REF 11016123 PRICE £735.00****1500x700mm**

- Large cupboard
- Two 150mm, one 200mm drawers

**REF 11016105 PRICE £660.00****2000x700mm**

- Two large cupboards
- Two 150mm, one 200mm drawers

**REF 11016117 PRICE £868.00****2000x700mm**

- Large cupboard
- Central recessed area
- Two 150mm, one 200mm drawers

**REF 11016127 PRICE £835.00****1500x700mm**

- Four 150mm, two 200mm drawers

**REF 11011031 PRICE £756.00****2000x700mm**

- Two small cupboards
- Four 150mm, one 200mm drawers

**REF 11016119 PRICE £925.00****2000x700mm**

- Four 150mm, two 200mm drawers
- Central recessed area

**REF 11011035 PRICE £932.00**

## Fully Welded Benches – Design your own!

✓ A range of high quality, fully welded workbenches where durability in use is a necessity

- All workbenches are fully welded with 50 x 50mm steel square tube leg frames
- Worktop supports 40 x 40 x 3mm angle
- Durable powder coated finish – dark grey frame with light grey (code LXX) drawers/doors as standard. Red drawers/doors (code RXX) are also available.
- All benches 840mm standard height (760 & 920mm also available)
- All benches are capable of supporting loads up to 1000kg UDL



BXDR04021  
**£126**

BXDR04043  
**£215**

### HOW TO ORDER

- Select bench size from table
- Choose worktop
- Add accessory options

**Heavy Duty Welded Benches** 840mm high as standard, 760 and 920mm also available.

BENCH SIZE LENGTH x WIDTH (mm)	STEEL (2mm steel plate)		BIRCH PLY HARDWOOD (25mm thick)		GREY VINYL (20mm thick, PVC edge)		GREY LAMINATE (20mm thick, PVC edge)	
	ORDER REF	PRICE	ORDER REF	PRICE	ORDER REF	PRICE	ORDER REF	PRICE
1200 x 600	BJ841260SKXX	£205.00	BJ841260HKXX	£297.00	BJ841260VKXX	£306.00	BJ841260PKXX	£306.00
1200 x 750	BJ841275SKXX	£214.00	BJ841275HKXX	£318.00	BJ841275VKXX	£353.00	BJ841275PKXX	£353.00
1500 x 750	BJ841575SKXX	£239.00	BJ841575HKXX	£374.00	BJ841575VKXX	£403.00	BJ841575PKXX	£403.00
1500 x 900	BJ841590SKXX	£269.00	BJ841590HKXX	£408.00	BJ841590VKXX	£436.00	BJ841590PKXX	£436.00
1800 x 750	BJ841875SKXX	£264.00	BJ841875HKXX	£407.00	BJ841875VKXX	£448.00	BJ841875PKXX	£448.00
1800 x 900	BJ841890SKXX	£308.00	BJ841890HKXX	£458.00	BJ841890VKXX	£478.00	BJ841890PKXX	£478.00

BENCH SIZE LENGTH x WIDTH (mm)	LOWER SHELF (pressed steel)		RETAINING LIP (back and two sides)	
	ORDER REF	PRICE	ORDER REF	PRICE
1200 x 600	BXLS1206XXXX	£70.00	BXRL1206XXXX	£23.00
1200 x 750	BXLS1207XXXX	£83.00	BXRL1207XXXX	£26.50
1500 x 750	BXLS1507XXXX	£95.00	BXRL1507XXXX	£30.00
1500 x 900	BXLS1509XXXX	£95.00	BXRL1509XXXX	£32.00
1800 x 750	BXLS1807XXXX	£104.00	BXRL1807XXXX	£32.00
1800 x 900	BXLS1809XXXX	£104.00	BXRL1809XXXX	£35.00

### Accessories

- Factory fitted options, only available as part of a complete workbench order.

DESCRIPTION	DIMENSIONS H x W x D (mm)	ORDER REF	PRICE
VICE PLATE (NOT DRILLED)	-	BXVICEPLXXXX	£18.00
CUPBOARD	560 x 420 x 420	BXC04051	£137.00
SINGLE DRAWER	220 x 420 x 420	BXDR04021	£126.00
TRIPLE DRAWER	435 x 420 x 420	BXDR04043	£215.00





## Heavy Duty Storage Benches

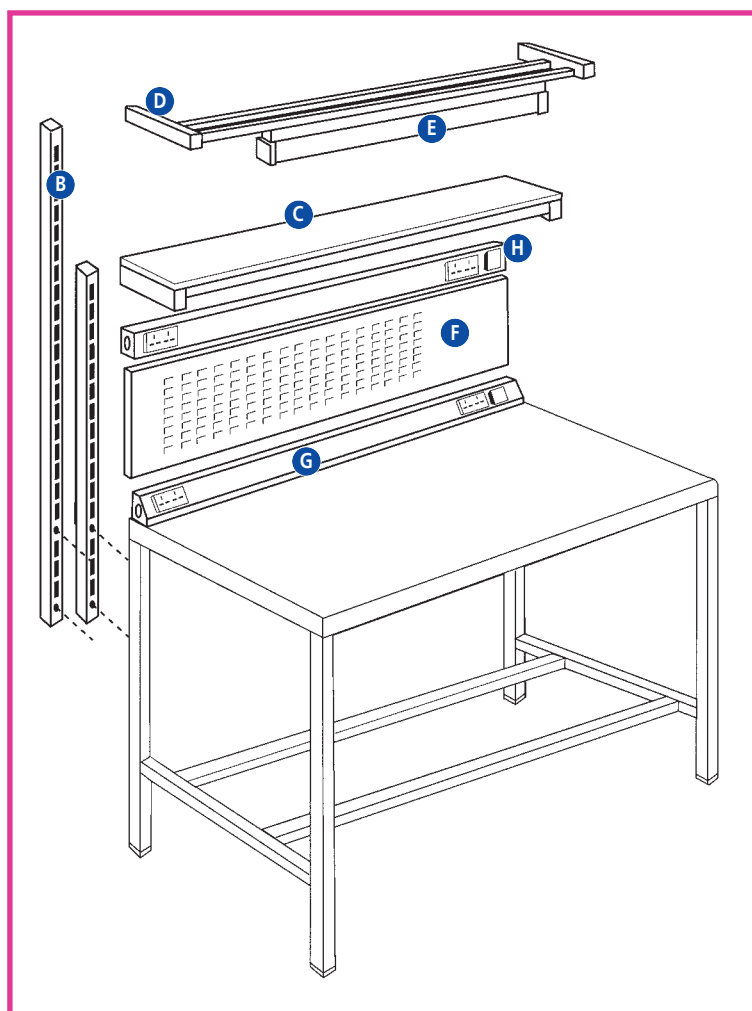
### Heavy Duty Storage Benches

- ✓ High quality fully welded workbenches for strength and durability in use
- A heavy duty bench available with heavy duty storage drawers
- Suitable for heavy duty applications such as engineering and manufacturing
- Drawers and cupboards take up to 70kg UDL
- Full range of accessories available including drawers, cupboards and shelves

#### Cabinet Colour Options

For required cabinet colours please add following suffix to product code

		
Dark Grey (KXX)	Dark Blue (BXX)	Green (GXX)



#### Heavy Duty Storage Bench Accessories

ITEM	DESCRIPTION	ORDER REF	PRICE
B	760mm REAR SUPPORT POSTS	BESP760SXXX	£48.00
B	1180mm REAR SUPPORT POSTS (PAIR)	BESP1180SXXX	£59.00
C	UPPER SHELF 300mm MFC FOR 1200mm BENCH	BEUS1200GXXX	£71.00
C	UPPER SHELF 300mm VINYL FOR 1200mm BENCH	BEUS1200VXXX	£75.00
C	UPPER SHELF 300mm LAM FOR 1200mm BENCH	BEUS1200PXXX	£75.00
C	UPPER SHELF 300mm MFC FOR 1500mm BENCH	BEUS1500GXXX	£87.00
C	UPPER SHELF 300mm VINYL FOR 1500mm BENCH	BEUS1500VXXX	£90.00
C	UPPER SHELF 300mm LAM FOR 1500mm BENCH	BEUS1500PXXX	£90.00
C	UPPER SHELF 300mm MFC FOR 1800mm BENCH	BEUS1800GXXX	£100.00
C	UPPER SHELF 300mm VINYL FOR 1800mm BENCH	BEUS1800VXXX	£109.00
C	UPPER SHELF 300mm LAM FOR 1800mm BENCH	BEUS1800PXXX	£109.00
D	LIGHT/TOOL RAIL SUPPORT FOR 1200mm BENCH	BERS1200XLXX	£60.00
D	LIGHT/TOOL RAIL SUPPORT FOR 1500mm BENCH	BERS1500XLXX	£64.00
D	LIGHT/TOOL RAIL SUPPORT FOR 1800mm BENCH	BERS1800XLXX	£67.00
E	FLUORESCENT LIGHT	BELF1200XLXX	£34.00

ITEM	DESCRIPTION	ORDER REF	PRICE
F	LOUVRED BACK PANEL FOR 1200mm BENCH	BELO4812IXXX	£111.00
F	LOUVRED BACK PANEL FOR 1500mm BENCH	BELO4815IXXX	£122.00
F	LOUVRED BACK PANEL FOR 1800mm BENCH	BELO4818IXXX	£136.00
G	WORKTOP SERVICE DUCT FOR 1200mm BENCH	BESDWT122XXX	£93.00
G	WORKTOP SERVICE DUCT FOR 1500mm BENCH	BESDWT15XXX	£96.00
G	WORKTOP SERVICE DUCT FOR 1800mm BENCH	BESDWT18XXX	£100.00
H	POST FITTED SERVICE DUCT FOR 1200mm BENCH	BESDSP12XXX	£102.00
H	POST FITTED SERVICE DUCT FOR 1500mm BENCH	BESDSP15XXX	£105.00
H	POST FITTED SERVICE DUCT FOR 1800mm BENCH	BESDSP18XXX	£108.00
I	4 DRAWER CABINET - 1 x 100, 3 x 150	BZDRAW04XA	£604.00
J	5 DRAWER CABINET - 4 x 100, 1 x 150	BZDRAW05XB	£671.00
K	2 DRAWER CABINET - 2 x 100, 1 x CUPBOARD	BZDCBDR02XC	£331.00
L	4 DRAWER CABINET - 2 x 100, 1 x 150, 1 x 200	BZDRAW04XD	£624.00
M	CUPBOARD WITH SHELF	BZCBDSHXE	£220.00
N	3 DRAWER CABINET - 2 x 100, 1 x 350	BZDRAW03XF	£530.00

## Heavy Duty Storage Benches

Steel  
Plate  
WorktopBirch Ply  
Hardwood  
WorktopPlastic  
Laminate  
WorktopVinyl  
WorktopGrey  
MFC  
Shelves

## Heavy Duty Storage Benches (920mm height also available)

ITEM	BENCH SIZE H x W x D(mm)	STEEL		HARDWOOD		VINYL		LAMINATE	
		ORDER REF	PRICE	ORDER REF	PRICE	ORDER REF	PRICE	ORDER REF	PRICE
A	840 x 1500 x 750	BS841575SLXX	£493.00	BS841575HLXX	£434.00	BS841575VLXX	£458.00	BS841575PLXX	£458.00
A	840 x 1500 x 900	BS841590SLXX	£533.00	BS841590HLXX	£472.00	BS841590VLXX	£484.00	BS841590PLXX	£484.00
A	840 x 1800 x 750	BS841875SLXX	£569.00	BS841875HLXX	£488.00	BS841875VLXX	£501.00	BS841875PLXX	£501.00
A	840 x 1800 x 900	BS841890SLXX	£611.00	BS841890HLXX	£542.00	BS841890VLXX	£553.00	BS841890PLXX	£553.00

## Lower Shelves 580mm Deep

TO FIT	VINYL		MFC		LAMINATE	
	ORDER REF	PRICE	ORDER REF	PRICE	ORDER REF	PRICE
1500mm BENCH WITHOUT CABINETS	BZLSNC15VXXX	£123.00	BZLSNC15GXXX	£88.00	BZLSNC15PXXX	£123.00
1500mm BENCH WITH ONE CABINET	BZLS1C15VXXX	£114.00	BZLS1C15GXXX	£81.00	BZLS1C15PXXX	£114.00
1800mm BENCH WITHOUT CABINETS	BZLSNC18VXXX	£138.00	BZLSNC18GXXX	£99.00	BZLSNC18PXXX	£138.00
1800mm BENCH WITH ONE CABINET	BZLS1C18VXXX	£125.00	BZLS1C18GXXX	£89.00	BZLS1C18PXXX	£125.00
1800mm BENCH WITH TWO CABINET	BZLS2C18VXXX	£112.00	BZLS2C18GXXX	£78.00	BZLS2C18PXXX	£112.00





## Timber Workbenches

### Standard Bench

✓ High quality timber benches suitable for a wide range of industrial and commercial applications

- Hard wearing 36mm plywood, vinyl or hardwood top
- Highly Durable construction and finish
- 9 different sizes
- Adjustable foot for stability
- Excellent base for customisation
- Supplied pre-assembled ready for use
- Accepts full range of accessories shown on facing page



Replacement worktops to suit most brands of workbenches, please call for further details

EAT001  
£319



A basic heavy-duty timber workbench constructed to a high standard. The frame is manufactured from selected softwood with a flat 36mm worktop. All exposed surfaces are double varnished.

SIZES L x D (mm)	PLYWOOD SURFACE		VINYL SURFACE		HARDWOOD SURFACE	
	ORDER REF	PRICE	ORDER REF	PRICE	ORDER REF	PRICE
1200 x 750	EAT001	£319.00	EAT067	£372.00	EAT076	£435.00
1200 x 900	EAT002	£351.00	EAT068	£409.00	EAT077	£477.00
1200 x 1200	EAT003	£386.00	EAT069	£450.00	EAT078	£525.00
1500 x 750	EAT004	£351.00	EAT070	£409.00	EAT079	£477.00
1500 x 900	EAT005	£386.00	EAT071	£450.00	EAT080	£525.00
1500 x 1200	EAT006	£425.00	EAT072	£495.00	EAT081	£578.00
1800 x 750	EAT007	£386.00	EAT073	£450.00	EAT082	£525.00
1800 x 900	EAT008	£425.00	EAT074	£495.00	EAT083	£578.00
1800 x 1200	EAT009	£468.00	EAT075	£544.00	EAT084	£636.00

## Accessories

Supplied factory fitted and ready for use, this wide range of accessories enables the bench you choose to be tailored for your specific applications. This comprehensive range can be fitted in any combination that you require.

### Cupboard Unit

- Gives extra storage
- Built from 18mm MDF & plywood
- Sculpted handle
- Left or right positioning
- Lockable
- 400H x 400W x 400Dmm

REF EAT010 PRICE £146.00



### Drawer Unit

- Ideal for small item storage
- Built from 18mm MDF & plywood
- Sculptured Handle
- Left or right positioning
- 115H x 400W x 400Dmm

REF EAT011 PRICE £172.00



### Security Cupboard

- Keeps valuable tools secure
- Fitted with hasp & staple
- Drop Fronted
- Built from 18mm MDF & plywood
- Left or right positioning
- 400H x 800W x 400Dmm


REF EAT012 PRICE £121.00



### Tool Rack

- Keeps tools in easy reach and off work top
- Six slots
- Back panel or side mounted

REF EAT013 PRICE £17.30



### Saw Rack

- Keeps saws safe with easy access
- Left or right mounted

REF EAT014 PRICE £9.80



### Plane Stop

- Prevents work in progress moving
- Adjustable
- Edge mounted
- Tough construction

REF EAT015 PRICE £27.00



Replacement worktops to suit most brands of workbenches, please call for further details

### Record Vice

- Secures work in progress
- 175mm jaws
- High quality
- Fitted into bench

REF EAT016 PRICE £180.00



### Back Lip

- Retains equipment on work area
- Manufactured from 18mm plywood
- 75mm high



LENGTH (mm)	ORDER REF	PRICE
1200	EAT017	£24.20
1500	EAT018	£31.60
1800	EAT019	£39.00

### Back Panel

- Provides panel for tool rack mounting
- 305mm high
- Manufactured from 18mm plywood

LENGTH (mm)	ORDER REF	PRICE
1200	EAT020	£39.40
1500	EAT021	£47.50
1800	EAT022	£55.60



### Bottom Shelf

- For additional storage space
- Manufactured from plywood
- Suitable for any workbench

SIZES L x D (mm)	ORDER REF	PRICE
1200 x 750	EAT023	£44.50
1200 x 900	EAT024	£46.70
1200 x 1200	EAT025	£49.00
1500 x 750	EAT026	£53.90
1500 x 900	EAT027	£55.70
1500 x 1200	EAT028	£57.50
1800 x 750	EAT029	£59.30
1800 x 900	EAT030	£61.10
1800 x 1200	EAT031	£62.90

