

# Full Product Index

| PRODUCT                                              | Page No.         |
|------------------------------------------------------|------------------|
| <b>PPE cabinets</b>                                  | 163              |
| <b>Pallets</b>                                       |                  |
| Drum                                                 | 57               |
| <b>Pallet trucks</b>                                 | 118              |
| <b>Pallet stackers</b>                               | 119              |
| <b>Parcel Trucks</b>                                 | 35               |
| <b>Pesticide storage cabinets</b>                    | 168-169          |
| <b>Platform Trucks</b>                               |                  |
| Various                                              | 36-45            |
| Platform trailers                                    | 66-71, 103       |
| Dolly platforms                                      | 36, 128          |
| <b>Plastic container Systems</b>                     | 86-97            |
| Food grade                                           | 89, 91           |
| <b>Polycarbonate door cabinets</b>                   | 166              |
| <b>Racks</b>                                         |                  |
| Bar, pipe and plate                                  | 132              |
| Drum                                                 | 56-59            |
| Tray mobile racks                                    | 86-87            |
| <b>Sack Trucks</b>                                   | 72-85            |
| Convertible (3 or 2 position)                        | 84-85            |
| <b>Security Container Truck</b>                      | 32               |
| <b>Shelf Trucks</b>                                  | 30-33            |
| <b>Sheving Units</b>                                 | 180-181          |
| <b>Sheet Handling</b>                                |                  |
| Trucks and racks                                     | 35, 131-132      |
| <b>Shifters</b>                                      |                  |
| Bogies, corners, dollies and skates                  | 127-130          |
| <b>Skips</b> (Steel & plastic)                       | 46-47            |
| <b>Small Parts</b>                                   |                  |
| Bins, racks and containers                           | 94-95            |
| Bin cabinets                                         | 158, 172-175     |
| Drawer cabinets                                      | 159, 176-179     |
| <b>Stacker Trucks</b> (see lift trucks and stackers) |                  |
| Ezi-Lift range                                       | 106-117, 120-128 |
| <b>Stainless Steel</b>                               |                  |
| Cupboards                                            | 167              |
| Lift table                                           | 124              |
| Lockers                                              | 167              |
| Platform trucks                                      | 42               |
| Sack trucks                                          | 72               |
| Tray trolleys                                        | 22               |
| Workbenches                                          | 145              |
| <b>Stairclimber Trucks</b>                           | 80-83            |
| <b>Stanchion Truck</b>                               | 35               |
| <b>Steps</b> – static and mobile                     | 2-19             |
| <b>Straps</b> – load retaining                       | 72               |
| <b>Tables</b> – Mobile                               |                  |
| Heavy duty and workshop                              | 24, 26-27        |
| Scissor lift                                         | 122-124          |
| Heavy duty table tray trolleys                       | 23               |
| <b>Tipping Skips and Barrows</b>                     | 46-47            |
| <b>Tool cupboards</b>                                | 160              |
| <b>Tool lockers</b>                                  | 161              |
| <b>Tool panels</b> - mobile and wall                 | 29, 134          |
| <b>Tool hooks</b>                                    | 140              |

| PRODUCT                              | Page No.      |
|--------------------------------------|---------------|
| <b>Trailers</b>                      |               |
| Hand pull turntable                  | 66-69         |
| Hand pull single Ackerman            | 69            |
| In-plant towing turntable            | 70            |
| In-plant towing Ackerman             | 71            |
| Mini trailers                        | 103           |
| <b>Tray Trolleys and Trucks</b>      | 18-25         |
| <b>Trolleys</b>                      |               |
| Cupboard                             | 27            |
| Knock-down                           | 26            |
| Stainless steel                      | 22            |
| Workshop                             | 20            |
| <b>Van Loaders</b> – Ezi-Lift        | 106-117       |
| <b>Wall panels</b> - tool and louvre | 134           |
| <b>Wall cupboards</b>                | 154           |
| <b>Warehouse</b>                     |               |
| Parcel trucks                        | 35            |
| Traditional platform truck           | 39            |
| <b>Water Bin Carrier</b>             | 47            |
| <b>Wheel</b>                         |               |
| Wheelbarrow                          | 47            |
| <b>Wire basket Trolleys</b>          | 98-103        |
| <b>Workbenches</b>                   |               |
| Adjustable height                    | 135           |
| Accessories                          | 138-140       |
| Antistatic                           | 146           |
| Cantilever                           | 136           |
| Cupboard                             | 141           |
| Easy order                           | 141, 144, 145 |
| Engineering                          | 142-144       |
| Extra heavy duty                     | 143           |
| Heavy duty                           | 142           |
| Knock-down                           | 137           |
| Medium duty                          | 136           |
| Stainless steel                      | 145           |
| Timber                               | 147           |
| Woodworking                          | 147           |
| Worktops                             | 152           |
| <b>Workdesks</b>                     | 150-151       |
| <b>Workshop Cupboards</b>            | 153-157       |
| <b>Workshop Equipment</b>            |               |
| Cylinder racks and stands            | 60-61         |
| Scissor lift tables                  | 122-124       |
| Skates and bogies                    | 127-128, 130  |
| Stock trolleys                       | 90, 96-97     |
| Store and distributor trolleys       | 94-95         |
| Swarf collectors                     | 46-47         |
| Table trolley – heavy duty           | 24, 26-27     |
| Tray trolleys – heavy duty           | 23            |
| Welder's trolley                     | 61            |
| <b>Workstations</b>                  |               |
| Mobile and Static                    | 148-149       |
| <b>Zinc Plated</b>                   |               |
| Dollies                              | 129           |
| Trucks, flat base construction       | 45            |
| Sack trucks                          | 74            |



## Round Step

**Ideal accessory for storeroom, office, workshop, library etc.**

Convenient access and hands-free movement  
 Moulded from high density polypropylene  
 'Arched' design for extra strength  
 Heavy duty rubber bumper around base for ultimate grip when weight is applied.  
 Mounted on 3 spring-loaded castors, which retract when weight is applied.  
 Anti-slip moulded plastic to both treads  
 Max UDL: 150kg  
 Dimensions (H x dia): 410 x 440mm



Ref **RSK-1**



## Folding Portable Steps



Fully welded tubular steel construction  
 Fold away for space saving easy storage  
 Tread size: 520 x 210mm  
 Ribbed rubber treads  
 Rubber GNM feet for stability and non-slip  
 Finished in red or blue powder coating

| Number of treads | Platform H mm | Overall in use LxWxHmm | Overall folded LxWxHmm | Weight Kgs | Ref         |
|------------------|---------------|------------------------|------------------------|------------|-------------|
| 3                | 710           | 610 x 600 x 860        | 300 x 600 x 1060       | 18         | <b>S903</b> |
| 4                | 940           | 850 x 600 x 1080       | 300 x 600 x 1360       | 20         | <b>S904</b> |
| 5                | 1180          | 1010 x 600 x 1320      | 300 x 600 x 1660       | 23         | <b>S905</b> |

**Wheelalong Two Step with grab handle**

Ideal moveable access steps for industry, offices, libraries and hospitals etc.  
Finished in a choice of four attractive powder coated colours.



**48**  
HOURS  
DESPATCH

Fitted with wheels to aid moving to new location.  
Stable to use and Easy to Move.

Manufactured from ERW tube, with formed steel steps fitted with ribbed rubber or anti-slip treads.



Fitted with 2 x 50mm wheels with rubber non-marking tyres.

**CHOICE OF COLOURS AT NO EXTRA COST**

| Description | Tread     | Overall H x W x D mm | Top tread mm | Weight Kgs | Ref Grey | Ref Red | Ref Blue | Ref Yellow |
|-------------|-----------|----------------------|--------------|------------|----------|---------|----------|------------|
| Two step    | R/Rubber  | 1030 x 500 x 355     | 385          | 8          | S230/G   | S230/R  | S230/B   | S230/Y     |
|             | Anti-slip | 1030 x 500 x 355     | 385          | 8          | S240/G   | S240/R  | S240/B   | S240/Y     |

**Wheelalong Two three and four Steps**

Fitted with 75 mm wheels with grey non marking rubber tyres.



**48**  
HOURS  
DESPATCH

Static steps which are fitted with 2 x 75mm dia wheels to the rear frame. When steps are tilted, wheels allow easy movement to next location.

Finished in powder coating in choice of grey, red, blue or yellow.

**CHOICE OF COLOURS AT NO EXTRA COST**

| Description | Tread     | Overall H x W x D mm | Top tread mm | Weight Kgs | Ref Grey | Ref Red | Ref Blue | Ref Yellow |
|-------------|-----------|----------------------|--------------|------------|----------|---------|----------|------------|
| Two step    | R/Rubber  | 1025 x 455 x 605     | 510          | 7          | S028/G   | S028/R  | S028/B   | S028/Y     |
|             | Anti-slip | 1025 x 455 x 605     | 510          | 7          | S241/G   | S241/R  | S241/B   | S241/Y     |
| Three step  | R/Rubber  | 1310 x 455 x 785     | 762          | 10         | S029/G   | S029/R  | S029/B   | S029/Y     |
|             | Anti-slip | 1310 x 455 x 785     | 762          | 10         | S242/G   | S242/R  | S242/B   | S242/Y     |
| Four step   | R/Rubber  | 1700 x 590 x 1030    | 1020         | 14         | S243/G   | S243/R  | S243/B   | S243/Y     |
|             | Anti-slip | 1700 x 590 x 1030    | 1020         | 14         | S244/G   | S244/R  | S244/B   | S244/Y     |



## Classic Two Step

# Steptek®



### Double sided mobile 2 step

Stylish and colourful mobile two-step units with dome covered spring loaded castors, with grey non-marking tyres.

| Model                  |     | 2 sided<br>1 handle | 2 sided<br>2 handles |               |           |
|------------------------|-----|---------------------|----------------------|---------------|-----------|
| Average working height |     | 2.00m               | 2.00m                |               |           |
| Platform height        | mm  | 460                 | 460                  |               |           |
| Platform width         | mm  | 355                 | 355                  |               |           |
| Platform depth         | mm  | 230                 | 230                  |               |           |
| O/all H (inc rails)    | mm  | 1035                | 1035                 |               |           |
| O/all width            | mm  | 545                 | 545                  |               |           |
| O/all depth            | mm  | 695                 | 695                  |               |           |
| Weight                 | kgs | 11                  | 13                   |               |           |
| Treads                 |     | Ribbed Rubber       | Anti-slip            | Ribbed Rubber | Anti-slip |
| Green                  | Ref | S007/GN             | S008/GN              | S247/GN       | S249/GN   |
| Yellow                 | Ref | S007/Y              | S008/Y               | S247/Y        | S249/Y    |
| Blue                   | Ref | S007/B              | S008/B               | S247/B        | S249/B    |
| Red                    | Ref | S007/R              | S008/R               | S247/R        | S249/R    |
| Grey                   | Ref | S007/GY             | S008/GY              | S247/GY       | S249/GY   |

- Choice of single or double grab rail
- Choice of ribbed rubber or anti-slip treads
- Choice of five colours



### Single sided mobile 2 step

Single sided units without handrail, single grab handle, or twin side handrails and cross bar.


Crossbar accepts optional accessories - hook-on basket or tray.



| Model               |     | 1 sided<br>without grabrail | 1 sided<br>1 grabrail | 1 sided<br>2 handles |           |               |           |
|---------------------|-----|-----------------------------|-----------------------|----------------------|-----------|---------------|-----------|
| Average working ht. |     | 2.00m                       | 2.00m                 | 2.00m                |           |               |           |
| Platform height     | mm  | 508                         | 508                   | 508                  |           |               |           |
| Platform width      | mm  | 380                         | 380                   | 380                  |           |               |           |
| Platform depth      | mm  | 180                         | 180                   | 180                  |           |               |           |
| O/all H (inc rails) | mm  | 610                         | 1185                  | 1185                 |           |               |           |
| O/all width         | mm  | 530                         | 530                   | 530                  |           |               |           |
| O/all depth         | mm  | 540                         | 540                   | 540                  |           |               |           |
| Weight              | kgs | 8                           | 10                    | 12                   |           |               |           |
| Treads              |     | Ribbed Rubber               | Anti-slip             | Ribbed Rubber        | Anti-slip | Ribbed Rubber | Anti-slip |
| Green               | Ref | S001/GN                     | S002/GN               | S003/GN              | S004/GN   | S248/GN       | S251/GN   |
| Yellow              | Ref | S001/Y                      | S002/Y                | S003/Y               | S004/Y    | S248/Y        | S251/Y    |
| Blue                | Ref | S001/B                      | S002/B                | S003/B               | S004/B    | S248/B        | S251/B    |
| Red                 | Ref | S001/R                      | S002/R                | S003/R               | S004/R    | S248/R        | S251/R    |
| Grey                | Ref | S001/GY                     | S002/GY               | S003/GY              | S004/GY   | S248/GY       | S251/GY   |
| Sandstone           | Ref | S001/S                      | S002/S                | S003/S               | S004/S    | S248/S        | S251/S    |

### Accessories

Only suitable for S248/S251



#### Hook-on wire basket

(load capacity 3 kg)

L x W x D: 350 x 220 x 220 mm

White powder coated finish

Ref **S015**



#### Hook-on tray unit

(load capacity 3 kg)

L x W x D: 415 x 260 x 40 mm

White powder coated finish

Ref **S250**

### Classic Colour Range

Close fitting continuous single rail guard around top platform, extending down each side of stairway as a short handrail.

#### General Specification:

All Classic models are fully welded throughout and available with ribbed rubber or anti-slip treads

**Finish:** All colour finishes are hardwearing powder coated.

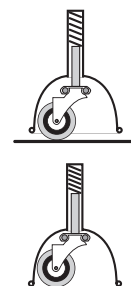


#### CHOICE OF COLOURS AT NO EXTRA COST

| Treads (inc platform)         |     | 2       | 3       | 4       | 5       |
|-------------------------------|-----|---------|---------|---------|---------|
| <b>Average working height</b> |     | 2.0m    | 2.26m   | 2.52m   | 2.77m   |
| <b>Platform height</b>        | mm  | 508     | 762     | 1016    | 1270    |
| <b>Platform width</b>         | mm  | 380     | 380     | 380     | 380     |
| <b>Platform depth</b>         | mm  | 280     | 280     | 280     | 280     |
| <b>O/all H (inc rails)</b>    | mm  | 1185    | 1425    | 1683    | 1940    |
| <b>O/all width</b>            | mm  | 580     | 580     | 580     | 580     |
| <b>O/all depth</b>            | mm  | 540     | 795     | 955     | 1120    |
| <b>Weight</b>                 | kgs | 12      | 14      | 17      | 20      |
| <b>Ribbed rubber treads</b>   |     |         |         |         |         |
| White                         | Ref | S005/W  | S009/W  | S011/W  | S013/W  |
| Grey                          | Ref | S005/GY | S009/GY | S011/GY | S013/GY |
| Light Blue                    | Ref | S005/B  | S009/B  | S011/B  | S013/B  |
| Red                           | Ref | S005/R  | S009/R  | S011/R  | S013/R  |
| Green                         | Ref | S005/GN | S009/GN | S011/GN | S013/GN |
| Yellow                        | Ref | S005/Y  | S009/Y  | S011/Y  | S013/Y  |
| Orange                        | Ref | S005/OR | S009/OR | S011/OR | S013/OR |
| Sandstone                     | Ref | S005/S  | S009/S  | S011/S  | S013/S  |
| <b>Anti-slip treads</b>       |     |         |         |         |         |
| White                         | Ref | S006/W  | S010/W  | S012/W  | S014/W  |
| Grey                          | Ref | S006/GY | S010/GY | S012/GY | S014/GY |
| Light Blue                    | Ref | S006/B  | S010/B  | S012/B  | S014/B  |
| Red                           | Ref | S006/R  | S010/R  | S012/R  | S014/R  |
| Green                         | Ref | S006/GN | S010/GN | S012/GN | S014/GN |
| Yellow                        | Ref | S006/Y  | S010/Y  | S012/Y  | S014/Y  |
| Orange                        | Ref | S006/OR | S010/OR | S012/OR | S014/OR |
| Sandstone                     | Ref | S006/S  | S010/S  | S012/S  | S014/S  |

#### Classic Castors system

Fitted with dome covered spring loaded, 50mm dia swivel castors which retract when weight is applied to the steps, giving firm contact with the floor. Grey non marking tyres. Dome covers have a double rolled bottom edge together with a protective cover strip, giving a neat appearance and reasonable protection to carpets and other floor surfaces.



#### Optional Accessory

##### Hook-on wire basket

(load capacity 3 kg)

L x W x D: 350 x 220 x 220 mm

White powder coated finish

Ref **S015**



The steps should not be moved with loaded basket in place.

## Portable Steps

# Steptek®

### Go-anywhere Two Steps

#### Double sided


#### Ideal unit for many applications:

**Office:** Live filing and archives, stores and janitorial use.

**Industry:** Parts stores, racking at 2 m working height, machine access and general use.

**Specific applications:** Library shelving, supermarket shelving, retail outlets. Popular in health industry.

- Strong but lightweight construction
- Attractive hardwearing white powder coated finish with ribbed rubber or anti-slip treads.



Grab rail doubles  
as carry handle

**48**  
HOURS  
DESPATCH



Model  
S016

**Steptek®**  
**HANDY**  
**RANGES**



**48**  
HOURS  
DESPATCH

Model  
S022



Model  
S020

Model  
S018

### Plain Steps Single sided

Manufactured from ERW tube with mild steel formed steps with ribbed rubber or anti-slip treads

Plastic feet for floor protection

Attractive hardwearing white powder coated finish.

| Description          | Tread Surface | Overall H x W x D mm | Weight Kgs | Ref         |
|----------------------|---------------|----------------------|------------|-------------|
| Single step          | Ribber Rubber | 285 x 400 x 380      | 3          | <b>S018</b> |
|                      | Anti-slip     | 285 x 400 x 380      | 3          | <b>S019</b> |
| Two step             | Ribber Rubber | 440 x 450 x 695      | 6          | <b>S020</b> |
|                      | Anti-slip     | 440 x 450 x 695      | 6          | <b>S021</b> |
| Two step with handle | Ribber Rubber | 1160 x 450 x 695     | 7          | <b>S022</b> |
|                      | Anti-slip     | 1160 x 450 x 695     | 7          | <b>S023</b> |



### Classic Plus 5 Colour Range

All models have larger top platform  
Platform W x D: 400 x 380mm  
Double rail platform guarding  
4 and 5 step have long  
handrails on both  
sides of stairway.

**48**  
HOURS  
DESPATCH



Model  
S223Y



Model  
S224R

Optional Hook-on wire basket,  
see Classic Sandstone for details

#### CHOICE OF COLOURS AT NO EXTRA COST

| Treads (inc platform)       |     | 2             | 3             | 4             | 5             |
|-----------------------------|-----|---------------|---------------|---------------|---------------|
| Platform height             | mm  | 508           | 762           | 1016          | 1270          |
| O/all H (inc rails)         | mm  | 1175          | 1430          | 1680          | 1935          |
| Platform width              | mm  | 400           | 400           | 400           | 400           |
| Platform depth              | mm  | 380           | 380           | 380           | 380           |
| O/all width                 | mm  | 550           | 550           | 550           | 550           |
| O/all depth                 | mm  | 650           | 790           | 1005          | 1225          |
| Weight                      | kgs | 11            | 14            | 17            | 20            |
| <b>Ribbed Rubber treads</b> |     |               |               |               |               |
| Red                         | Ref | <b>S221R</b>  | <b>S222R</b>  | <b>S223R</b>  | <b>S224R</b>  |
| Yellow                      | Ref | <b>S221Y</b>  | <b>S222Y</b>  | <b>S223Y</b>  | <b>S224Y</b>  |
| Blue                        | Ref | <b>S221B</b>  | <b>S222B</b>  | <b>S223B</b>  | <b>S224B</b>  |
| Grey                        | Ref | <b>S221GY</b> | <b>S222GY</b> | <b>S223GY</b> | <b>S224GY</b> |
| Green                       | Ref | <b>S221GN</b> | <b>S222GN</b> | <b>S223GN</b> | <b>S224GN</b> |
| <b>Anti-slip treads</b>     |     |               |               |               |               |
| Red                         | Ref | <b>S226R</b>  | <b>S227R</b>  | <b>S228R</b>  | <b>S229R</b>  |
| Yellow                      | Ref | <b>S226Y</b>  | <b>S227Y</b>  | <b>S228Y</b>  | <b>S229Y</b>  |
| Blue                        | Ref | <b>S226B</b>  | <b>S227B</b>  | <b>S228B</b>  | <b>S229B</b>  |
| Grey                        | Ref | <b>S226GY</b> | <b>S227GY</b> | <b>S228GY</b> | <b>S229GY</b> |
| Green                       | Ref | <b>S226GN</b> | <b>S227GN</b> | <b>S228GN</b> | <b>S229GN</b> |



Model  
S221GY



Model  
S222B

# Mobile Double Sided Steps

**Steptek®**

## Mobile Two Steps

Mountable either side so that grab handle can be rack or aisle side.

Retracting castor system.

Choice of ribbed rubber or anti-slip treads.

**O/all front-rear:** 615 mm

**O/all width:** 410 mm

Available with or without grab rail.

Hardwearing white powder coated.

| Type                  | Without grab rail | With grab rail |
|-----------------------|-------------------|----------------|
| Treads (inc platform) | 2                 | 2              |
| Average wkg height    | 2m                | 2m             |
| Platform height       | 460 mm            | 460 mm         |
| O/all height          | 530 mm            | 1035 mm        |
| Platform W x D mm     | 355 x 230         | 355 x 230      |
| O/A W x Front-Rear    | 410 x 615         | 410 x 615      |
| Weight kgs            | 9                 | 10             |
| R/R treads Ref        | <b>S024</b>       | <b>S026</b>    |
| A/S treads Ref        | <b>S025</b>       | <b>S027</b>    |


**Steptek® DOUBLE-SIDED ACCESS**
**48**  
HOURS  
DESPATCH

## Mobile 3 and 4 steps



Double sided steps with handrail, Ribbed rubber treads,

Anti slip tread surface available.

**Castors:** spring loaded all swivel 75mm dia wheels with grey non marking rubber tyres.

**Finish:** White powder coating.

| Treads (inc platform) | 3           | 4           |
|-----------------------|-------------|-------------|
| Average wkg height    | 2.2m        | 2.4m        |
| Platform height       | 685mm       | 915 mm      |
| Platform W x D mm     | 500 x 300   | 500 x 300   |
| O/all height          | 1575mm      | 1805 mm     |
| O/all width           | 570mm       | 570mm       |
| O/all length          | 800 mm      | 980mm       |
| Weight kgs            | 19          | 23          |
| Ribbed rubber Ref     | <b>S030</b> | <b>S032</b> |
| Anti-slip Ref         | <b>S031</b> | <b>S033</b> |



### Polar 330 range 2-3-4-5 steps



Easily manoeuvrable steps with generous platform size.  
Retracting castor system ensures firm contact with floor when mounted.  
Plastic floor pads.  
Two-step available with or without support handle.  
Choice of ribbed rubber or anti-slip treads.  
Hard-wearing white powder coated finish.



|                        |     | without<br>grab rail | with<br>grab rail | 2           | 3           | 4           | 5 |
|------------------------|-----|----------------------|-------------------|-------------|-------------|-------------|---|
| Treads (inc platform)  |     | 2                    | 2                 | 3           | 4           | 5           |   |
| Average working height |     | 2m                   | 2m                | 2.2m        | 2.4m        | 2.6m        |   |
| Platform height        | mm  | 460                  | 460               | 690         | 920         | 1155        |   |
| O/all H (inc rails)    | mm  | 545                  | 1105              | 1470        | 1700        | 1940        |   |
| Platform width         | mm  | 457                  | 457               | 457         | 457         | 457         |   |
| Platform depth         | mm  | 330                  | 330               | 330         | 330         | 330         |   |
| O/all width            | mm  | 535                  | 535               | 535         | 535         | 535         |   |
| O/all depth            | mm  | 520                  | 520               | 655         | 790         | 900         |   |
| Weight                 | kgs | 11                   | 12                | 18          | 20          | 22          |   |
| Ribbed Rubber treads   | Ref | <b>S034</b>          | <b>S234</b>       | <b>S036</b> | <b>S038</b> | <b>S238</b> |   |
| Anti-slip treads       | Ref | <b>S035</b>          | <b>S235</b>       | <b>S037</b> | <b>S039</b> | <b>S239</b> |   |

## Steptek® STAINLESS STEPS

A selected standard range, easy to clean, for use where hygiene is essential. Particularly suitable for food, drink and chemical industries. Stainless treads have anti-slip surfaces, resistant to water, oil and most chemicals. Other models can be manufactured on request.

### Stainless Portable and Mobile Two Steps

#### MOBILE

Manufactured from stainless steel,  
Retracting castor system.  
Anti-slip treads.

Mountable either side so that grab handle  
can be rack or aisle side.

**O/all front-rear:** 600 mm

**O/all width:** 410 mm

Available with or without grab rail.

| Type                  | Static      | Mobile Without grab rail | Mobile With grab rail |
|-----------------------|-------------|--------------------------|-----------------------|
| Treads (inc platform) | 2           | 2                        | 2                     |
| Average wkg height    | 2m          | 2m                       | 2m                    |
| Platform height       | 385 mm      | 460 mm                   | 460 mm                |
| O/all height          | 1030 mm     | 530 mm                   | 1035 mm               |
| Platform W x D mm     | 280 x 140   | 355 x 230                | 355 x 230             |
| O/A W x Front-Rear    | 355 x 500   | 425 x 615                | 425 x 615             |
| Weight kgs            | 7           | 9                        | 10                    |
| Ref                   | <b>S210</b> | <b>S211</b>              | <b>S212</b>           |



#### Portable Static

Strong stainless steel construction  
with anti-slip treads.



### Stainless Wheelalong two and three steps

Static steps which are fitted with 75mm dia wheels to the rear frame. When steps are tilted, wheels allow easy movement to next location.

Manufactured from formed tube, and stainless steel sheet steps with anti-slip surface.

75 mm wheels fitted with grey non marking rubber tyres.

| Description | Overall H x W x D mm | Top tread mm | Weight Kgs | Ref Grey    |
|-------------|----------------------|--------------|------------|-------------|
| Two step    | 1025 x 450 x 605     | 510          | 7          | <b>S213</b> |
| Three step  | 1310 x 450 x 785     | 762          | 10         | <b>S214</b> |



### Stainless Three, four and five step



Stainless steel mobile step units with close fitting handrail round three sides of platform.

Model  
S217

High quality range of mobile step units, manufactured from formed tube and sheet stainless steel of quality particularly suitable for food drink and chemical industries. Fully welded throughout for maximum rigidity.

Model  
S216

All step units fitted with 4 x 80mm dia spring loaded castors with grey non marking rubber tyres fitted in heavy zinc plated housing which retract when weight is applied to the steps, giving firm contact with the floor.  
Anti-slip tread surfaces.  
Each unit is fitted with four grey non marking rubber feet.  
Stainless steel treads covered with anti-slip surface which is both hard wearing and resistant to water, oil and most chemicals.

Model  
S215

| Treads (inc platform)  | 3           | 4           | 5           |
|------------------------|-------------|-------------|-------------|
| Average working height | 2.26m       | 2.52m       | 2.77m       |
| Platform height        | mm 765      | mm 1016     | mm 1270     |
| Platform width         | mm 380      | mm 380      | mm 380      |
| Platform depth         | mm 280      | mm 280      | mm 280      |
| O/all H (inc rails)    | mm 1425     | mm 1683     | mm 1940     |
| O/all width            | mm 790      | mm 790      | mm 790      |
| O/all depth            | mm 710      | mm 885      | mm 1140     |
| Weight                 | kgs 14      | kgs 17      | kgs 20      |
| Ref                    | <b>S215</b> | <b>S216</b> | <b>S217</b> |



Other stainless steel steps can be made to order, all enquiries are welcome.




# Spring-loaded Mobile Steps


**Steptek®**

## Spring Loaded Steps

Steps spring-mounted to mobile frame  
 Easily wheel to position  
 Steps lower to floor when user's weight is applied to the tread.  
 Rubber feet provide firm antislip positioning when in use  
 Welded tube construction  
 4 swivel castors 100mm dia wheels with grey non-marking rubber tyres  
 Epoxy finish in choice of colours : blue, red, grey or green.



Ribbed rubber  
(standard)



Anti-slip  
(option)



| Treads               |     | 3<br>without handrail | 3<br>with handrail | 4<br>without handrail | 4<br>with handrail | 5<br>with handrail | 6<br>with handrail |
|----------------------|-----|-----------------------|--------------------|-----------------------|--------------------|--------------------|--------------------|
| Average working ht   | mm  | 2150                  | 2150               | 2350                  | 2350               | 2550               | 2750               |
| Platform height      | mm  | 675                   | 675                | 885                   | 885                | 1055               | 1255               |
| Tread/Platform width | mm  | 380                   | 380                | 380                   | 380                | 560                | 560                |
| Tread/Platform depth | mm  | 180                   | 180                | 180                   | 180                | 180                | 180                |
| O/all H (inc rails)  | mm  | 885                   | 1875               | 885                   | 1875               | 2295               | 2295               |
| O/all width          | mm  | 530                   | 530                | 530                   | 530                | 685                | 685                |
| O/all depth          | mm  | 930                   | 930                | 930                   | 930                | 1235               | 1235               |
| Weight               | kgs | 22                    | 26                 | 24                    | 28                 | 42                 | 44                 |
| Ribbed rubber treads | Ref | <b>S501</b>           | <b>S503</b>        | <b>S505</b>           | <b>S507</b>        | <b>S509</b>        | <b>S511</b>        |
| Anti-slip treads     | Ref | <b>S502</b>           | <b>S504</b>        | <b>S506</b>           | <b>S508</b>        | <b>S510</b>        | <b>S512</b>        |

### Premier Commercial

Robust, hardworking units with spring loaded castors

**Steptek**  
**PREMIER**  
**COMMERCIAL**  
3, 4 and 5 step  
mobiles



Model S048

Model S044


Model S040

All welded steel construction

Spring loaded castors lower to the ground under operator's weight.

Red epoxy finish.

**Treads:** formed from sheet steel with choice of tread surfaces.



Ribbed rubber  
(standard)

Anti-slip (option)

Punched steel  
(option)

Aluminium (option)

| Treads (inc platform)         |     | 3           | 4           | 5           |
|-------------------------------|-----|-------------|-------------|-------------|
| <b>Average working height</b> |     | 2.21m       | 2.44m       | 2.65m       |
| <b>Platform height</b>        | mm  | 685         | 915         | 1145        |
| <b>Platform width</b>         | mm  | 560         | 560         | 560         |
| <b>Platform depth</b>         | mm  | 340         | 340         | 340         |
| <b>O/all H (inc rails)</b>    | mm  | 1530        | 1760        | 1985        |
| <b>O/all width</b>            | mm  | 640         | 640         | 640         |
| <b>O/all depth</b>            | mm  | 695         | 850         | 1000        |
| <b>Weight</b>                 | kgs | 24          | 28          | 32          |
| <b>Ribbed rubber treads</b>   | Ref | <b>S040</b> | <b>S044</b> | <b>S048</b> |
| <b>Anti-slip treads</b>       | Ref | <b>S041</b> | <b>S045</b> | <b>S049</b> |
| <b>Punched treads</b>         | Ref | <b>S042</b> | <b>S046</b> | <b>S050</b> |
| <b>Aluminium treads</b>       | Ref | <b>S043</b> | <b>S047</b> | <b>S051</b> |



# Mobile Steps with Handlock Anchorage

# Steptek®

## Steptek Quality Blue Range

### Choice of 610mm or 760mm tread width


Hand built with attention to detail, both in design and manufacture, to ensure total reliability and many years of arduous operation.

All steelwork blue epoxy finish.

**Wheels:** Front swivel and rear fixed castors with 100 mm dia. white nylon wheels. Roller bearings.

All models fitted with hand lock anchorage, when locked the front feet rest firmly on the floor; fitted with protective plastic floor pads.

### Tread choices



Ribbed rubber (standard)

Expamet (option)

Anti-slip (option)

Punched (option)

### Accessories



Hook-on wire basket (capacity 5kg)  
L x W x D: 600 x 250 x 220 mm  
Ref **S088** (Extra)

Hook-on tool tray (capacity 5kg)  
L x W x D: 600 x 250 x 220 mm  
Ref **S089** (Extra)



Retracting castors (fitted as standard)



Model  
S054

### Tread width 610 mm.

### Platform W x D 610 x 457 mm

| Number of treads inc platform | Average working height | Platform height mm | Overall H x W x D mm | Ribbed Rubber treads |         | Expamet treads |         | Anti-slip treads |         | Punched treads |         |
|-------------------------------|------------------------|--------------------|----------------------|----------------------|---------|----------------|---------|------------------|---------|----------------|---------|
|                               |                        |                    |                      | Ref                  | wt. kg. | Ref            | wt. kg. | Ref              | wt. kg. | Ref            | wt. kg. |
| 4                             | 2400 mm                | 915                | 1830 x 760 x 1085    | <b>S052</b>          | 45      | <b>S061</b>    | 45      | <b>S070</b>      | 45      | <b>S079</b>    | 43      |
| 5                             | 2700 mm                | 1145               | 2060 x 760 x 1260    | <b>S053</b>          | 50      | <b>S062</b>    | 50      | <b>S071</b>      | 50      | <b>S080</b>    | 48      |
| 6                             | 2900 mm                | 1370               | 2285 x 760 x 1435    | <b>S054</b>          | 56      | <b>S063</b>    | 56      | <b>S072</b>      | 56      | <b>S081</b>    | 53      |
| 7                             | 3100 mm                | 1600               | 2515 x 760 x 1690    | <b>S055</b>          | 65      | <b>S064</b>    | 65      | <b>S073</b>      | 65      | <b>S082</b>    | 62      |
| 8                             | 3400 mm                | 1830               | 2745 x 760 x 1865    | <b>S056</b>          | 70      | <b>S065</b>    | 70      | <b>S074</b>      | 70      | <b>S083</b>    | 67      |
| 9                             | 3600 mm                | 2060               | 2975 x 760 x 2045    | <b>S057</b>          | 76      | <b>S066</b>    | 76      | <b>S075</b>      | 76      | <b>S084</b>    | 73      |
| 10                            | 3800 mm                | 2285               | 3200 x 760 x 2225    | <b>S058</b>          | 88      | <b>S067</b>    | 88      | <b>S076</b>      | 88      | <b>S085</b>    | 84      |
| 11                            | 4000 mm                | 2515               | 3430 x 760 x 2400    | <b>S059</b>          | 96      | <b>S068</b>    | 96      | <b>S077</b>      | 96      | <b>S086</b>    | 91      |
| 12                            | 4300 mm                | 2745               | 3660 x 760 x 2580    | <b>S060</b>          | 104     | <b>S069</b>    | 104     | <b>S078</b>      | 104     | <b>S087</b>    | 99      |

### Tread width 760 mm.

### Platform W x D 760 x 457 mm

| Number of treads inc platform | Average working height | Platform height mm | Overall H x W x D mm | Ribbed Rubber treads |         | Expamet treads |         | Anti-slip treads |         | Punched treads |         |
|-------------------------------|------------------------|--------------------|----------------------|----------------------|---------|----------------|---------|------------------|---------|----------------|---------|
|                               |                        |                    |                      | Ref                  | wt. kg. | Ref            | wt. kg. | Ref              | wt. kg. | Ref            | wt. kg. |
| 5                             | 2700 mm                | 1145               | 2060 x 915 x 1260    | <b>S090</b>          | 60      | <b>S100</b>    | 56      | <b>S110</b>      | 60      | <b>S120</b>    | 58      |
| 6                             | 2900 mm                | 1370               | 2285 x 915 x 1435    | <b>S091</b>          | 66      | <b>S101</b>    | 62      | <b>S111</b>      | 66      | <b>S121</b>    | 64      |
| 7                             | 3100 mm                | 1600               | 2515 x 915 x 1690    | <b>S092</b>          | 76      | <b>S102</b>    | 72      | <b>S112</b>      | 76      | <b>S122</b>    | 74      |
| 8                             | 3400 mm                | 1830               | 2745 x 915 x 1865    | <b>S093</b>          | 84      | <b>S103</b>    | 79      | <b>S113</b>      | 84      | <b>S123</b>    | 82      |
| 9                             | 3600 mm                | 2060               | 2975 x 915 x 2045    | <b>S094</b>          | 91      | <b>S104</b>    | 86      | <b>S114</b>      | 91      | <b>S124</b>    | 88      |
| 10                            | 3800 mm                | 2285               | 3200 x 915 x 2225    | <b>S095</b>          | 105     | <b>S105</b>    | 99      | <b>S115</b>      | 105     | <b>S125</b>    | 102     |
| 11                            | 4000 mm                | 2515               | 3430 x 915 x 2400    | <b>S096</b>          | 114     | <b>S106</b>    | 107     | <b>S116</b>      | 114     | <b>S126</b>    | 110     |
| 12                            | 4300 mm                | 2745               | 3660 x 915 x 2580    | <b>S097</b>          | 123     | <b>S107</b>    | 115     | <b>S117</b>      | 123     | <b>S127</b>    | 118     |
| 13                            | 4500 mm                | 2975               | 3890 x 915 x 2755    | <b>S098</b>          | 130     | <b>S108</b>    | 122     | <b>S118</b>      | 130     | <b>S128</b>    | 127     |
| 14                            | 4700 mm                | 3200               | 4115 x 915 x 2935    | <b>S099</b>          | 138     | <b>S109</b>    | 130     | <b>S119</b>      | 138     | <b>S129</b>    | 134     |



## Steptek Quality Red Range

## 560mm tread width

Hand built with attention to detail, both in design and manufacture, to ensure total reliability and many years of arduous operation.

Welded steel tube and bar construction.

Fitted with hand lock anchorage; when locked the front feet rest firmly on the floor, feet fitted with protective plastic floor pads.

Outboard axle mounted rear wheels gives extra stability.

**Finish:** All steelwork red epoxy finish.

**Wheels:** Front 2 swivel castors with 100 mm dia. rubber tyred wheels with roller bearings. Rear 2 axle mounted 200 mm dia. wheels with rubber tyres and roller bearings.

## Accessories

## Lower gate

Fully welded hinged steel tube gate fitted to bottom of steps (not removable). Gate folds back through 270°. Fitted with padlock facility (padlock not supplied)  
Ref **S170** (Extra)



## Hook-on tool tray

(capacity 5kg) L x W x D: 600 x 250 x 220 mm  
Ref **S089** (Extra)

## Hook-on wire basket

(capacity 5kg) L x W x D: 600 x 250 x 220 mm  
Ref **S088** (Extra)



Model  
S162

## Platform gate option



Inward opening spring loaded platform gate, with spring loaded plunger bolt, to fit at the end, or either side of the top platform. The gate closes against a vertical retention plate. Option adds to length of platform and o/a length:  
5-9 tread +380mm  
10-14 tread +300mm  
Ref **S175** (Extra)

A caution notice is fitted to each set to remind user of operation procedure.



A health and safety at work information sheet is supplied.



Hand lock anchorage; when locked the front feet rest firmly on the floor

Tread width 560 mm. Platform W x D: 5-9 steps 560 x 380 mm; 10-14 steps 560 x 460 mm

## Tread choices



| No. of treads inc platform | Average working height | Platform height mm | Overall H x W x D mm | Ribbed rubber treads |     | Punched treads |     | Anti-slip treads |     | Aluminium treads |     |
|----------------------------|------------------------|--------------------|----------------------|----------------------|-----|----------------|-----|------------------|-----|------------------|-----|
|                            |                        |                    |                      | Ref                  | wt. | Ref            | wt. | Ref              | wt. | Ref              | wt. |
| 5                          | 2750 mm                | 1250               | 2165 x 850 x 1220    | <b>S130</b>          | 53  | <b>S140</b>    | 51  | <b>S150</b>      | 53  | <b>S160</b>      | 54  |
| 6                          | 3000 mm                | 1500               | 2415 x 850 x 1400    | <b>S131</b>          | 58  | <b>S141</b>    | 56  | <b>S151</b>      | 58  | <b>S161</b>      | 60  |
| 7                          | 3250 mm                | 1750               | 2665 x 850 x 1580    | <b>S132</b>          | 63  | <b>S142</b>    | 61  | <b>S152</b>      | 63  | <b>S162</b>      | 65  |
| 8                          | 3500 mm                | 2000               | 2915 x 850 x 1760    | <b>S133</b>          | 70  | <b>S143</b>    | 68  | <b>S153</b>      | 70  | <b>S163</b>      | 73  |
| 9                          | 3750 mm                | 2250               | 3165 x 850 x 1940    | <b>S134</b>          | 76  | <b>S144</b>    | 73  | <b>S154</b>      | 76  | <b>S164</b>      | 78  |
| 10                         | 4000 mm                | 2500               | 3415 x 1000 x 2200   | <b>S135</b>          | 89  | <b>S145</b>    | 85  | <b>S155</b>      | 89  | <b>S165</b>      | 92  |
| 11                         | 4250 mm                | 2750               | 3665 x 1000 x 2380   | <b>S136</b>          | 98  | <b>S146</b>    | 94  | <b>S156</b>      | 98  | <b>S166</b>      | 101 |
| 12                         | 4500 mm                | 3000               | 3915 x 1000 x 2560   | <b>S137</b>          | 110 | <b>S147</b>    | 106 | <b>S157</b>      | 110 | <b>S167</b>      | 113 |
| 13                         | 4750 mm                | 3250               | 4165 x 1250 x 2740   | <b>S138</b>          | 117 | <b>S148</b>    | 112 | <b>S158</b>      | 117 | <b>S168</b>      | 121 |
| 14                         | 5000 mm                | 3500               | 4415 x 1250 x 2920   | <b>S139</b>          | 124 | <b>S149</b>    | 120 | <b>S159</b>      | 124 | <b>S169</b>      | 127 |
| 15 - 20                    | Please ask for details |                    |                      |                      |     |                |     |                  |     |                  |     |

## Steptek Easy Rise Range with Handlock Anchorage

760mm tread width

Hand built with attention to detail, both in design and manufacture, to ensure total reliability and many years of arduous operation.

### 48 degree slope for extra safety and comfort

### Designed to allow user to turn and descend the steps facing forward

Welded steel tube and bar construction.

Fitted with hand lock anchorage; when locked the front feet rest firmly on the floor, feet fitted with protective plastic floor pads.

**Finish:** All steelwork red epoxy finish.

**Wheels:** Front 2 swivel castors with 100 mm dia. rubber tyred wheels with roller bearings. Rear 2 axle mounted 200 mm dia. wheels with rubber tyres and roller bearings.



#### Hook-on tool tray

(capacity 5kg) L x W x D: 600 x 250 x 220 mm  
Ref **S089** (Extra)

#### Hook-on wire basket

(capacity 5kg) L x W x D: 600 x 250 x 220 mm  
Ref **S088** (Extra)

Tread width 760 mm.

Platform W x D: 760 x 380 mm (5-9 tread)

760 x 460mm (10-12 tread)

| No. of treads inc platform | Average working height | Platform height mm | Overall H x W x D mm | Ribbed rubber treads |        | Anti-slip treads |        | Expamet treads |        | Punched treads |        | Aluminium treads |        |
|----------------------------|------------------------|--------------------|----------------------|----------------------|--------|------------------|--------|----------------|--------|----------------|--------|------------------|--------|
|                            |                        |                    |                      | Ref                  | wt. kg | Ref              | wt. kg | Ref            | wt. kg | Ref            | wt. kg | Ref              | wt. kg |
| 5                          | 2650 mm                | 1150               | 2065 x 980 x 1400    | <b>S601</b>          | 80     | <b>S611</b>      | 80     | <b>S621</b>    | 80     | <b>S631</b>    | 78     | <b>S641</b>      | 82     |
| 6                          | 2880 mm                | 1380               | 2295 x 980 x 1600    | <b>S602</b>          | 88     | <b>S612</b>      | 88     | <b>S622</b>    | 88     | <b>S632</b>    | 86     | <b>S642</b>      | 91     |
| 7                          | 3110 mm                | 1610               | 2525 x 980 x 1800    | <b>S603</b>          | 96     | <b>S613</b>      | 96     | <b>S623</b>    | 96     | <b>S633</b>    | 94     | <b>S643</b>      | 99     |
| 8                          | 3340 mm                | 1840               | 2755 x 980 x 2000    | <b>S604</b>          | 104    | <b>S614</b>      | 104    | <b>S624</b>    | 104    | <b>S634</b>    | 102    | <b>S644</b>      | 108    |
| 9                          | 3570 mm                | 2070               | 2985 x 980 x 2200    | <b>S605</b>          | 112    | <b>S615</b>      | 112    | <b>S625</b>    | 112    | <b>S635</b>    | 110    | <b>S645</b>      | 117    |
| 10                         | 3800 mm                | 2300               | 3215 x 1150 x 2400   | <b>S606</b>          | 132    | <b>S616</b>      | 132    | <b>S626</b>    | 132    | <b>S636</b>    | 130    | <b>S646</b>      | 138    |
| 11                         | 4030 mm                | 2530               | 3445 x 1150 x 2600   | <b>S607</b>          | 142    | <b>S617</b>      | 142    | <b>S627</b>    | 142    | <b>S637</b>    | 140    | <b>S647</b>      | 149    |
| 12                         | 4260 mm                | 2760               | 3675 x 1150 x 2800   | <b>S608</b>          | 152    | <b>S618</b>      | 152    | <b>S628</b>    | 152    | <b>S638</b>    | 150    | <b>S648</b>      | 160    |



## Easy-rise Steps with truck/dock platform

**48 degree slope for extra safety and comfort**

750 x 1200mm platform

**Designed to allow user to descend the steps facing forward**

Large platform with removable chain on end and both sides for 3-sided access.

Welded steel tube and bar construction.

Fitted with handlock anchorage.

Front feet, fitted with protective plastic floor pads

Expamet treads and large working top platform makes them ideal for loading and unloading items outside.

Wheels: 2 front swivel castors with 100mm dia rubber tyred wheels with roller bearings

2 rear axle-mounted 200mm wheels with rubber tyres and roller bearings.

Finish: All steelwork red epoxy or galvanised finish

**Tread width 750 mm.**

**Platform W x D: 750 x 1200 mm**

| No. of treads inc platform | Average working height | Platform height mm | Overall H x W x D mm | Red Expamet Ref | wt. kg | Galv Expamet Ref | wt. kg |
|----------------------------|------------------------|--------------------|----------------------|-----------------|--------|------------------|--------|
| 4                          | 2420 mm                | 920                | 1910 x 960 x 1870    | <b>S681</b>     | 89     | <b>S691</b>      | 89     |
| 5                          | 2650 mm                | 1150               | 2140 x 960 x 2060    | <b>S682</b>     | 98     | <b>S692</b>      | 98     |
| 6                          | 2880 mm                | 1380               | 2370 x 960 x 2250    | <b>S683</b>     | 107    | <b>S693</b>      | 107    |

## Tilt and Go Steps

Welded steel tube and bar construction. Expamet treads and large working top platform makes them ideal for loading and unloading items outside.

The steps have 2 handles at the front, fitted with knuckle guard hand grips for safe lifting and moving.

Wheels: 2 rear 200mm steel centred wheels with rubber tyres and roller bearings.

### Option

Inward opening gate on platform end.

Ref **S700** (Extra).



**Tread width 500 mm.**

**Platform W x D: 500 x 600 mm**

| No. of treads inc platform | Average working height | Platform height mm | Overall H x W x D mm | Blue Expamet treads Ref | wt. kg | Galvanised Expamet treads Ref | wt. kg |
|----------------------------|------------------------|--------------------|----------------------|-------------------------|--------|-------------------------------|--------|
| 3                          | 2250 mm                | 750                | 1760 x 650 x 1345    | <b>S701</b>             | 36     | <b>S711</b>                   | 36     |
| 4                          | 2500 mm                | 1000               | 2010 x 650 x 1535    | <b>S702</b>             | 41     | <b>S712</b>                   | 41     |
| 5                          | 2750 mm                | 1250               | 2260 x 650 x 1725    | <b>S703</b>             | 46     | <b>S713</b>                   | 46     |
| 6                          | 3000 mm                | 1500               | 2510 x 650 x 1915    | <b>S704</b>             | 51     | <b>S714</b>                   | 51     |



Hand built with attention to detail, both in design and manufacture, to ensure total reliability and many years of arduous operation.





# Step Tray Trolleys - 3 step

# Steptek®



Model S183



Model S185

## Medium Duty - 125kg total load capacity 2 and 3 tray Heavy Duty - 175kg total load capacity 2 and 3 tray

Spring loaded step unit, with ribbed rubber treads, locates firmly on floor when foot placed on first step, immobilising trolley. Top tread height 686mm.

Fully welded construction, from RSA angle and ERW tube. Rubber feet fitted to step unit.

Blue epoxy finish.



Model S192

### Medium Duty Castors:

4 stem fitting swivel castors with 125mm dia. wheels with grey non marking tyres and thread guards.

### Heavy Duty Castors:

2 swivel and 2 fixed castors with 125mm dia rubber tyred wheels with roller bearings.



Model S186

Ideal for stock picking and putting away in stores, warehouse, office, library etc.

### Tray options:

for medium or heavy duty trolleys

**Fixed sheet steel trays** with 20mm lip all round, blue epoxy finish.

**Fixed plywood shelves**, recessed with 10mm lip all round.

**Removable steel trays**, reversible to give either a flush finish, or 25mm lip all round, white powder coated finish.

**Removable wire baskets** with 160mm high sides, white powder coated finish.

| Tray type              | Duty   | Cap Kg | No of Tiers | Tray heights mm |        |        | Usable W x L mm | Overall H x W x L mm | Wt. Kg | Ref         |
|------------------------|--------|--------|-------------|-----------------|--------|--------|-----------------|----------------------|--------|-------------|
|                        |        |        |             | Top             | Middle | Bottom |                 |                      |        |             |
| Fixed blue trays       | Medium | 125    | 2           | 920             | -      | 310    | 465 x 780       | 1150x 495 x 1325     | 33     | <b>S180</b> |
|                        |        | 125    | 3           | 920             | 615    | 310    | 465 x 780       | 1150x 495 x 1325     | 40     | <b>S181</b> |
|                        | Heavy  | 175    | 2           | 955             | -      | 180    | 465 x 780       | 1070x 475 x 1325     | 36     | <b>S188</b> |
|                        |        | 175    | 3           | 955             | 570    | 180    | 465 x 780       | 1070x 475 x 1325     | 43     | <b>S189</b> |
| Fixed plywood shelf    | Medium | 125    | 2           | 920             | -      | 310    | 465 x 780       | 1150x 495 x 1325     | 30     | <b>S182</b> |
|                        |        | 125    | 3           | 920             | 615    | 310    | 465 x 780       | 1150x 495 x 1325     | 35     | <b>S183</b> |
|                        | Heavy  | 175    | 2           | 955             | -      | 180    | 465 x 780       | 1070x 475 x 1325     | 33     | <b>S191</b> |
|                        |        | 175    | 3           | 955             | 570    | 180    | 465 x 780       | 1070x 475 x 1325     | 38     | <b>S192</b> |
| Reversible white trays | Medium | 125    | 2           | 920             | -      | 310    | 455 x 770       | 1150x 495 x 1325     | 34     | <b>S184</b> |
|                        |        | 125    | 3           | 920             | 615    | 310    | 455 x 770       | 1150x 495 x 1325     | 42     | <b>S185</b> |
|                        | Heavy  | 175    | 2           | 955             | -      | 180    | 455 x 770       | 1070x 475 x 1325     | 38     | <b>S194</b> |
|                        |        | 175    | 3           | 955             | 570    | 180    | 455 x 770       | 1070x 475 x 1325     | 46     | <b>S195</b> |
| Removable baskets      | Medium | 125    | 2           | 1060            | -      | 450    | 450 x 755       | 1150x 495 x 1325     | 31     | <b>S186</b> |
|                        |        | 125    | 3           | 1060            | 755    | 450    | 450 x 755       | 1150x 495 x 1325     | 37     | <b>S187</b> |
|                        | Heavy  | 175    | 2           | 1095*           | -      | 320*   | 450 x 755       | 1095x 475 x 1325     | 33     | <b>S197</b> |
|                        |        | 175    | 3           | 1095*           | 710*   | 320*   | 450 x 755       | 1095x 475 x 1325     | 39     | <b>S198</b> |

\* dimension to top of basket

Recommended working height with Steptek models is 1.5m from top tread



Reversible steel trays



Removable wire baskets



Model S193



Model S199

## Heavy Duty Step Tray Trolleys 175kg total capacity - 5 step

### 3 tray tiers - 5 steps

Top tread height 1145mm.

**Castors:** Fitted with 2 retractable castors in front and 2 fixed castors to rear, each with 125mm rubber tyred wheels and roller bearings.

**Operation:** Front castors retract with hand operated lever to immobilise trolley.

**Steps:** Fixed steps, handrail fitted to each side and across top.

**Construction:** Fully welded from RSA angle and ERW tube.

**Finish:** Blue epoxy



Model S196

### Tray options:

**Fixed sheet steel trays** with 20mm lip all round, blue epoxy finish.

**Fixed plywood shelves**, recessed with 10mm lip all round.

**Removable steel trays**, reversible to give either a flush finish, or 25mm lip all round, white epoxy finish.

**Removable wire baskets** with 160mm high sides, white epoxy finish.



Reversible steel trays



Removable wire baskets

| Tray type              | Tray heights mm |        |        | Usable<br>W x L mm | Overall<br>H x W x L mm | Wt.<br>Kg | Ref         |
|------------------------|-----------------|--------|--------|--------------------|-------------------------|-----------|-------------|
|                        | Top             | Middle | Bottom |                    |                         |           |             |
| Fixed blue trays       | 1115            | 650    | 185    | 525 x 935          | 2075x 620x 1730         | 67        | <b>S190</b> |
| Fixed ply shelves      | 1115            | 650    | 185    | 525 x 935          | 2075x 620x 1730         | 61        | <b>S193</b> |
| Reversible white trays | 1115            | 650    | 185    | 510 x 920          | 2075x 620x 1730         | 71        | <b>S196</b> |
| Removable baskets      | 1245*           | 785*   | 320*   | 500 x 905          | 2075x 620x 1730         | 61        | <b>S199</b> |

\* dimension to top of basket

Maximum recommended step load is 120kg (operator and goods carried) Trolley capacities as stated.